






Lebanon City Schools

Grades 3-4
Fall 2022



Summary

Topic Description	Results	Benchmark
School Climate Perceptions of the overall social and learning climate of the school.	72% ▲ 6 since last survey	 60th - 79th percentile compared to others nationally
Sense of Belonging How much students feel that they are valued members of the school community.	70% ▲ 4 since last survey	 80th - 99th percentile compared to others nationally
Teacher-Student Relationships How strong the social connection is between teachers and students within and beyond the classroom.	82% ▲ 4 since last survey	 80th - 99th percentile compared to others nationally

616 responses



School Climate

Your average

72%

616 responses

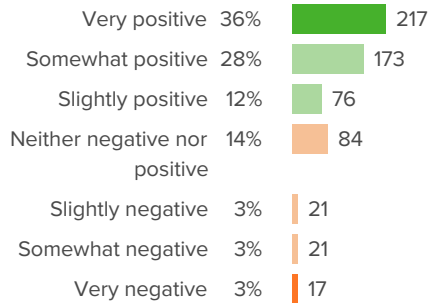
Change

▲ 6

since last survey

How did people respond?

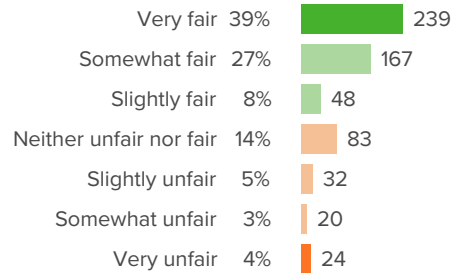
Q.1: How positive or negative is the energy of the school?



▲ 5 from last survey

Favorable: **77%**

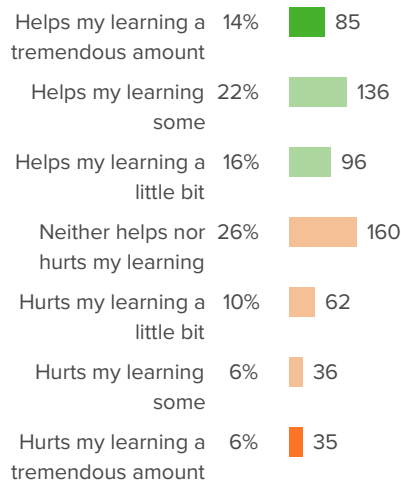
Q.2: How fair or unfair are the rules for the students at this school?



▼ 2 from last survey

Favorable: **74%**

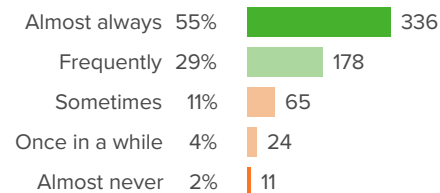
Q.3: At your school, how much does the behavior of other students hurt or help your learning?



▲ 16 from last survey

Favorable: **52%**

Q.4: How often do your teachers seem excited to be teaching your classes?



▲ 3 from last survey

Favorable: **84%**



Sense of Belonging

Your average

70%

616 responses

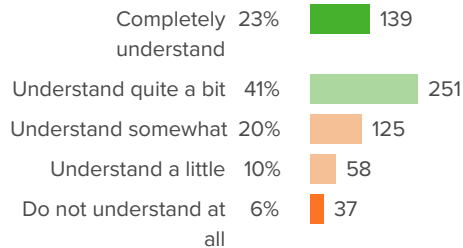
Change

▲ 4

since last survey

How did people respond?

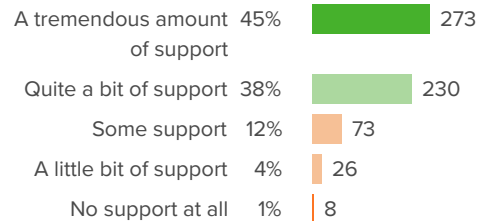
Q.1: How well do people at your school understand you as a person?



▲ 5 from last survey

Favorable: **64%**

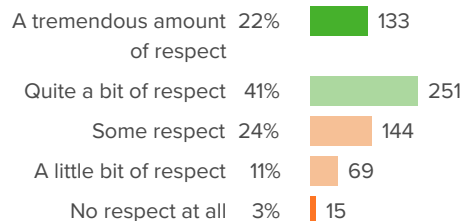
Q.2: How much support do the adults at your school give you?



▲ 2 from last survey

Favorable: **82%**

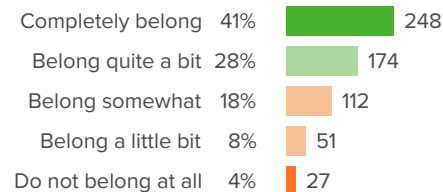
Q.3: How much respect do students at your school show you?



▲ 8 from last survey

Favorable: **63%**

Q.4: Overall, how much do you feel like you belong at your school?



▲ 1 from last survey

Favorable: **69%**



Teacher-Student Relationships

Your average

82%

616 responses

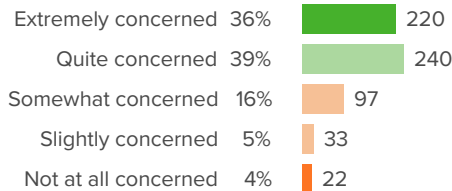
Change

▲ 4

since last survey

How did people respond?

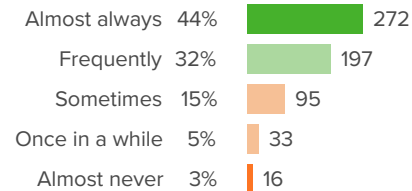
Q.1: If you walked into class upset, how concerned would your teacher be?



▲ 6 from last survey

Favorable: **75%**

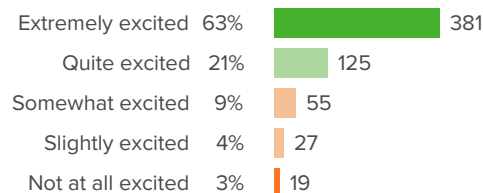
Q.2: When your teacher asks, "How are you?", how often do you feel that your teacher really wants to know your answer?



▲ 10 from last survey

Favorable: **77%**

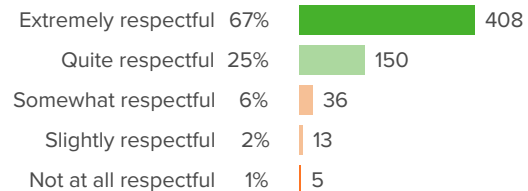
Q.3: How excited would you be to have your teacher again?



▼ 3 from last survey

Favorable: **83%**

Q.4: How respectful is your teacher towards you?



▲ 1 from last survey

Favorable: **91%**








Lebanon City Schools

Grades 5-12
Fall 2022



Summary

Topic Description	Results	Benchmark
Cultural Awareness and Action How often students learn about, discuss, and confront issues of race, ethnicity, and culture in school	54% ▲3 since last survey	 20th - 39th percentile compared to others nationally
Diversity and Inclusion How diverse, integrated, and fair school is for students from different races, ethnicities, or cultures	70% ▲2 since last survey	 20th - 39th percentile compared to others nationally
School Climate Perceptions of the overall social and learning climate of the school.	53% 0 since last survey	 20th - 39th percentile compared to others nationally
Sense of Belonging How much students feel that they are valued members of the school community.	46% ▲2 since last survey	 20th - 39th percentile compared to others nationally
Teacher-Student Relationships How strong the social connection is between teachers and students within and beyond the classroom.	65% ▲3 since last survey	 40th - 59th percentile compared to others nationally

2,485 responses



Cultural Awareness and Action

Your average

54%

2,485 responses

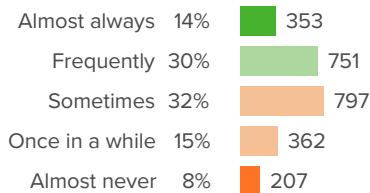
Change

▲ 3

since last survey

How did people respond?

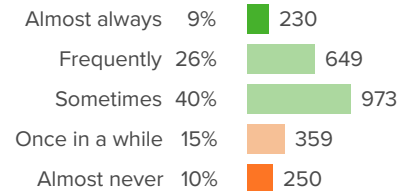
Q.1: How often do teachers encourage you to learn about people from different races, ethnicities, or cultures?



▲ 3 from last survey

Favorable: **45%**

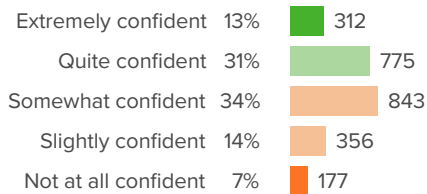
Q.2: How often do you think about what someone of a different race, ethnicity, or culture experiences?



▲ 2 from last survey

Favorable: **75%**

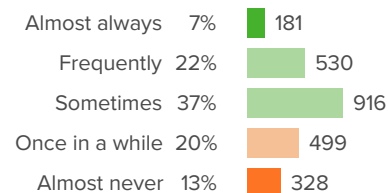
Q.3: How confident are you that students at your school can have honest conversations with each other about race?



▲ 1 from last survey

Favorable: **44%**

Q.4: At your school, how often are you encouraged to think more deeply about race-related topics?

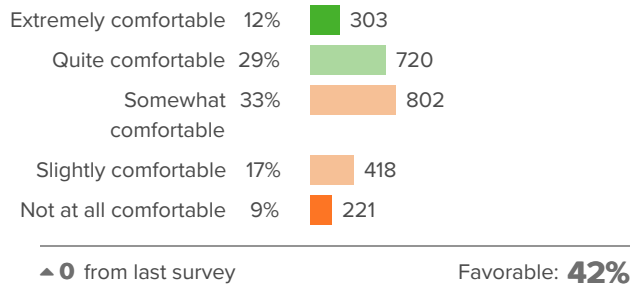


▲ 3 from last survey

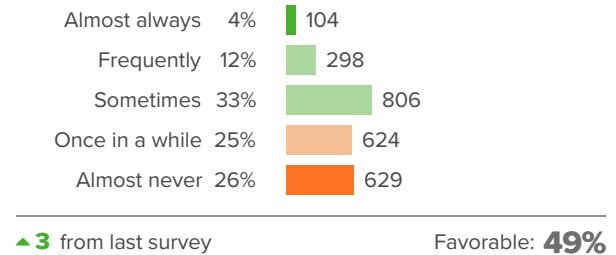
Favorable: **66%**



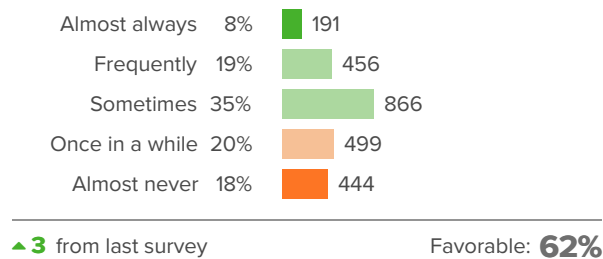
Q.5: How comfortable are you sharing your thoughts about race-related topics with other students at your school?



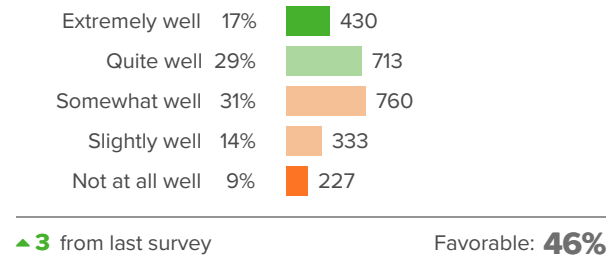
Q.6: How often do students at your school have important conversations about race, even when they might be uncomfortable?



Q.7: When there are major news events related to race, how often do adults at your school talk about them with students?



Q.8: How well does your school help students speak out against racism?





Diversity and Inclusion

Your average

70%

2,485 responses

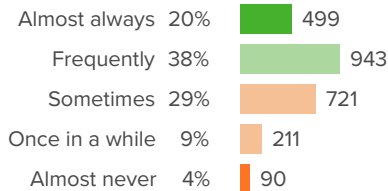
Change

▲ 2

since last survey

How did people respond?

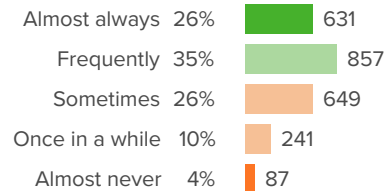
Q.1: How often do you spend time at school with students from different races, ethnicities, or cultures?



▲ 3 from last survey

Favorable: **59%**

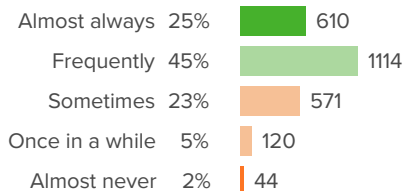
Q.2: How often do you have classes with students from different racial, ethnic, or cultural backgrounds?



▲ 3 from last survey

Favorable: **60%**

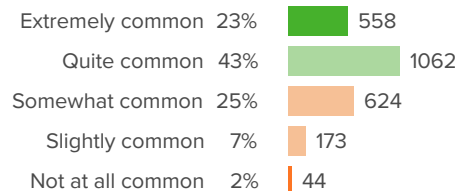
Q.3: At your school, how often do students from different races, ethnicities, or cultures hang out with each other?



▲ 1 from last survey

Favorable: **70%**

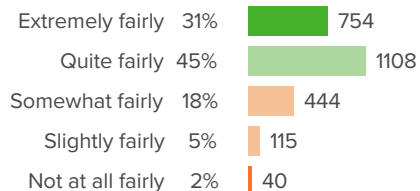
Q.4: At your school, how common is it for students to have close friends from different racial, ethnic, or cultural backgrounds?



▲ 2 from last survey

Favorable: **66%**

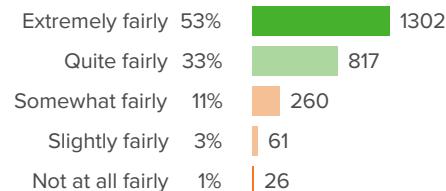
Q.5: How fairly do students at your school treat people from different races, ethnicities, or cultures?



▲ 1 from last survey

Favorable: **76%**

Q.6: How fairly do adults at your school treat people from different races, ethnicities, or cultures?



▲ 1 from last survey

Favorable: **86%**



School Climate

Your average

53%

2,485 responses

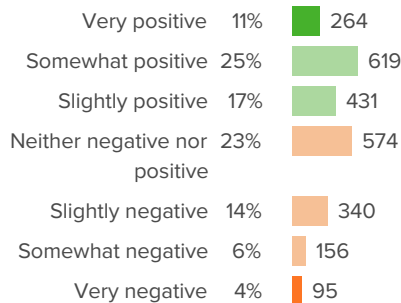
Change

0

since last survey

How did people respond?

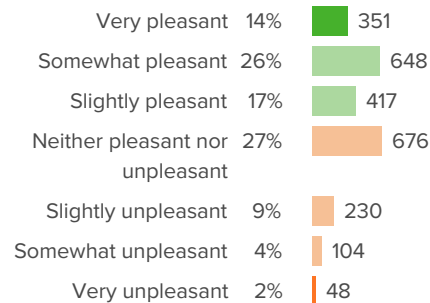
Q.1: How positive or negative is the energy of the school?



▲ 0 from last survey

Favorable: **53%**

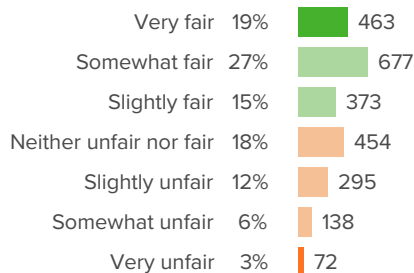
Q.2: How pleasant or unpleasant is the physical space at your school?



▼ 3 from last survey

Favorable: **57%**

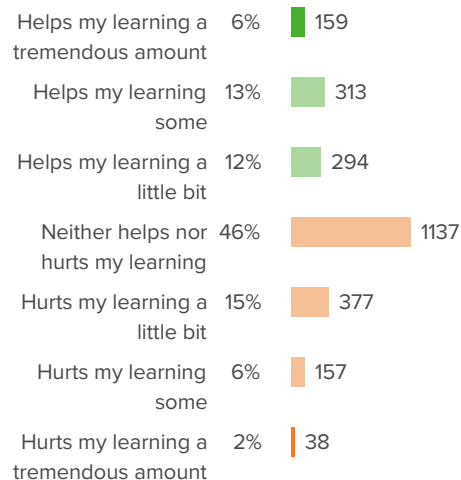
Q.3: How fair or unfair are the rules for the students at this school?



▼ 2 from last survey

Favorable: **61%**

Q.4: At your school, how much does the behavior of other students hurt or help your learning?

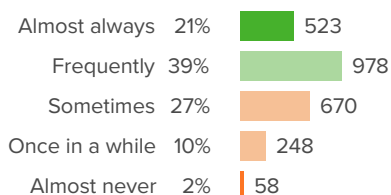


▲ 2 from last survey

Favorable: **31%**



Q.5: How often do your teachers seem excited to be teaching your classes?



▲ 1 from last survey

Favorable: **61%**



Sense of Belonging

Your average

46%

2,485 responses

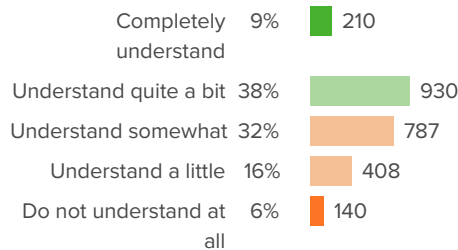
Change

▲ 2

since last survey

How did people respond?

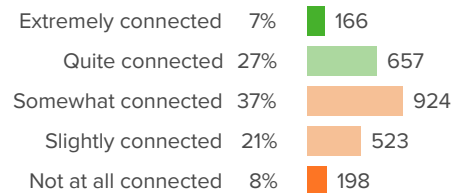
Q.1: How well do people at your school understand you as a person?



▲ 4 from last survey

Favorable: **46%**

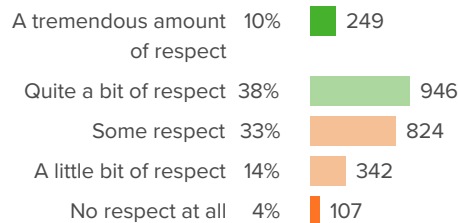
Q.2: How connected do you feel to the adults at your school?



▲ 0 from last survey

Favorable: **33%**

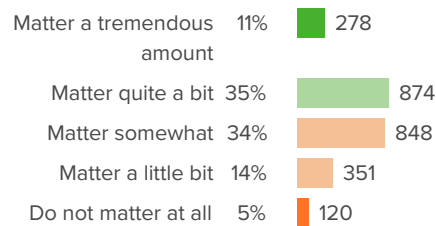
Q.3: How much respect do students in your school show you?



▲ 1 from last survey

Favorable: **48%**

Q.4: How much do you matter to others at this school?

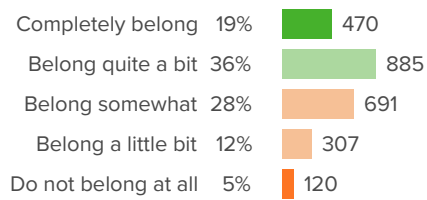


▲ 2 from last survey

Favorable: **47%**



Q.5: Overall, how much do you feel like you belong at your school?



▲ 1 from last survey

Favorable: **55%**



Teacher-Student Relationships

Your average

65%

2,485 responses

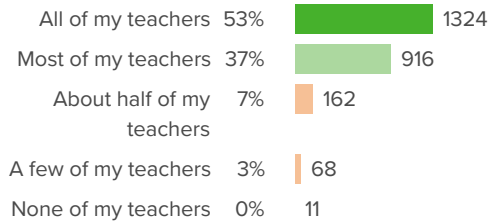
Change

▲ 3

since last survey

How did people respond?

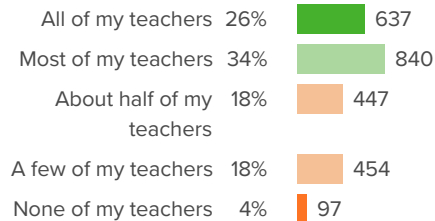
Q.1: How many of your teachers are respectful towards you?



▼ 1 from last survey

Favorable: **90%**

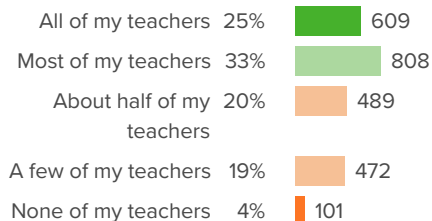
Q.2: If you walked into class upset, how many of your teachers would be concerned?



▲ 5 from last survey

Favorable: **60%**

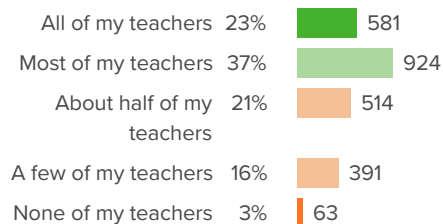
Q.3: If you came back to visit class three years from now, how many of your teachers would be excited to see you?



▲ 4 from last survey

Favorable: **57%**

Q.4: When your teachers ask how you are doing, how many of them are really interested in your answer?

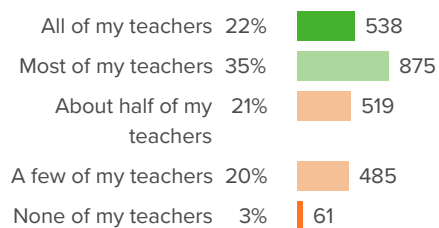


▲ 3 from last survey

Favorable: **61%**



Q.5: How many of your teachers would you be excited to have again in the future?



▲ 2 from last survey

Favorable: **57%**








Lebanon City Schools

Grades 3-4
Fall 2022



Summary

Topic Description	Results	Benchmark
Challenging Feelings How frequently students feel challenging emotions, with higher scores indicating less frequent challenging emotions.	57% ▼ 2 since last survey	 60th - 79th percentile compared to others nationally
Growth Mindset Student perceptions of whether they have the potential to change those factors that are central to their performance in school.	60% 0 since last survey	 80th - 99th percentile compared to others nationally
Positive Feelings How frequently students feel positive emotions.	68% 0 since last survey	 40th - 59th percentile compared to others nationally
Self-Efficacy How much students believe they can succeed in achieving academic outcomes.	53% ▼ 3 since last survey	 20th - 39th percentile compared to others nationally
Social Awareness How well students consider the perspectives of others and empathize with them.	69% ▲ 1 since last survey	 60th - 79th percentile compared to others nationally

660 responses



Challenging Feelings

Your average

57%

660 responses

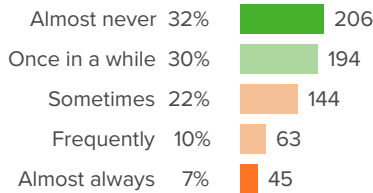
Change

▼ **2**

since last survey

How did people respond?

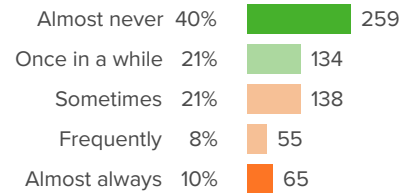
Q.1: During the past week, how often did you feel mad?



▲ **0** from last survey

Favorable: **61%**

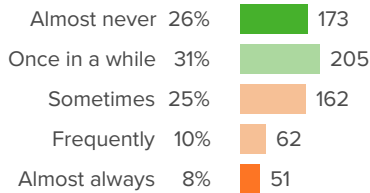
Q.2: During the past week, how often did you feel lonely?



▲ **0** from last survey

Favorable: **60%**

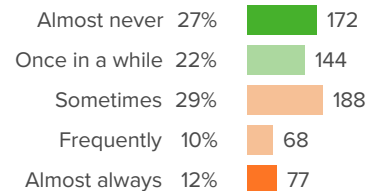
Q.3: During the past week, how often did you feel sad?



▼ **1** from last survey

Favorable: **58%**

Q.4: During the past week, how often did you feel worried?



▼ **5** from last survey

Favorable: **49%**



Growth Mindset

Your average

60%

660 responses

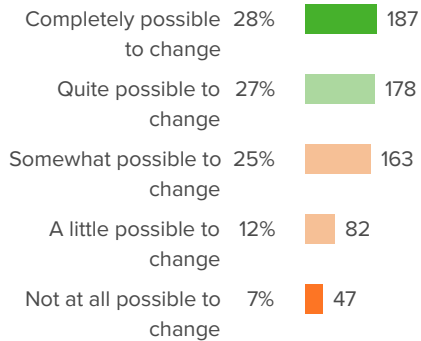
Change

0

since last survey

How did people respond?

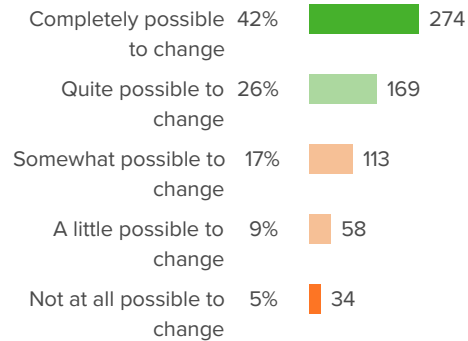
**Q.1: In school, how possible is it for you to change:
Being talented**



▲ **4** from last survey

Favorable: **56%**

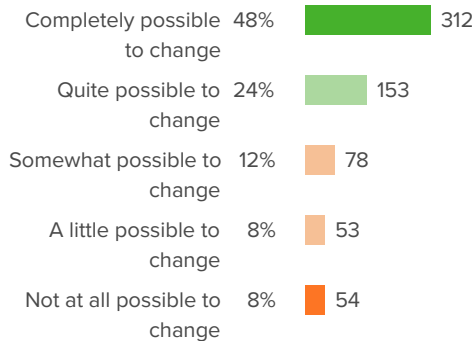
**Q.2: In school, how possible is it for you to change:
Giving a lot of effort**



▲ **0** from last survey

Favorable: **68%**

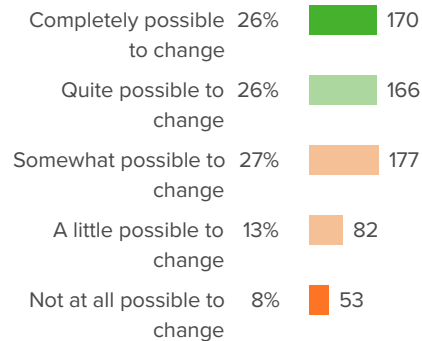
**Q.3: In school, how possible is it for you to change:
Behaving well in class**



▲ **3** from last survey

Favorable: **72%**

**Q.4: In school, how possible is it for you to change:
Liking the subjects you are studying**

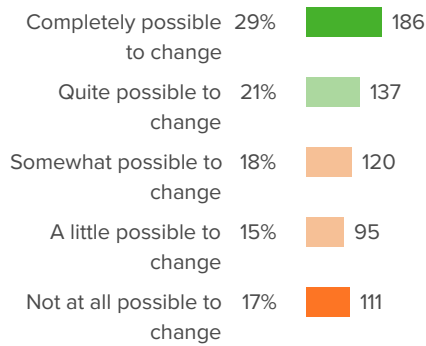


▲ **0** from last survey

Favorable: **52%**



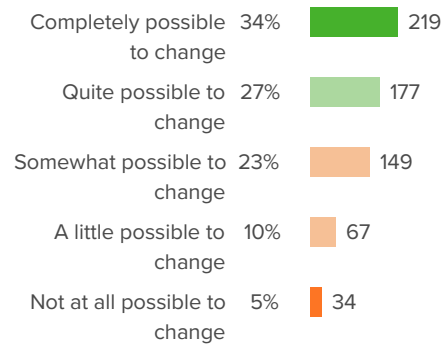
**Q.5: In school, how possible is it for you to change:
How easily you give up**



▼ **6** from last survey

Favorable: **50%**

**Q.6: In school, how possible is it for you to change:
Your level of intelligence**



▼ **1** from last survey

Favorable: **61%**



Positive Feelings

Your average

68%

660 responses

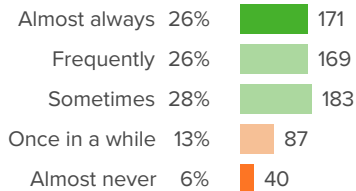
Change

0

since last survey

How did people respond?

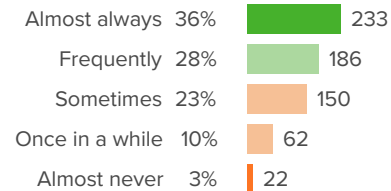
Q.1: During the past week, how often did you feel excited?



▲ 0 from last survey

Favorable: **80%**

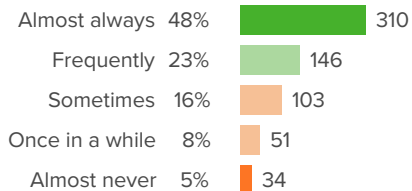
Q.2: During the past week, how often did you feel happy?



▼ 2 from last survey

Favorable: **64%**

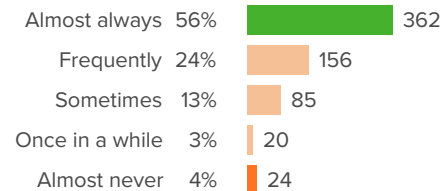
Q.3: During the past week, how often did you feel loved?



▲ 3 from last survey

Favorable: **71%**

Q.4: During the past week, how often did you feel safe?



▼ 2 from last survey

Favorable: **56%**



Self-Efficacy

Your average

53%

660 responses

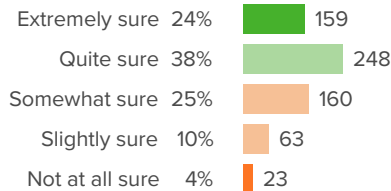
Change

▼ **3**

since last survey

How did people respond?

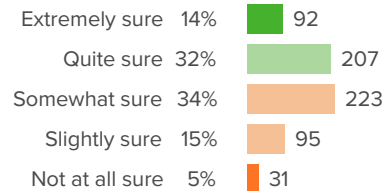
Q.1: How sure are you that you can complete all the work that is assigned in your class?



▼ **2** from last survey

Favorable: **62%**

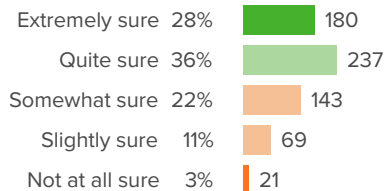
Q.2: When complicated ideas are discussed in class, how sure are you that you can understand them?



▼ **4** from last survey

Favorable: **46%**

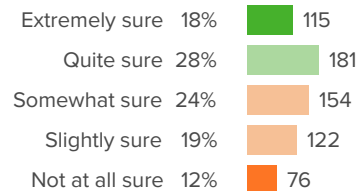
Q.3: How sure are you that you can learn all the topics taught in your class?



▼ **1** from last survey

Favorable: **64%**

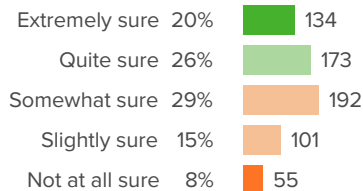
Q.4: How sure are you that you can do the hardest work that is assigned in your class?



▲ **2** from last survey

Favorable: **46%**

Q.5: How sure are you that you will remember what you learned in your current class, next year?



▼ **9** from last survey

Favorable: **47%**



Social Awareness

Your average

69%

660 responses

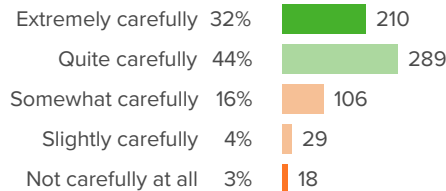
Change

▲ 1

since last survey

How did people respond?

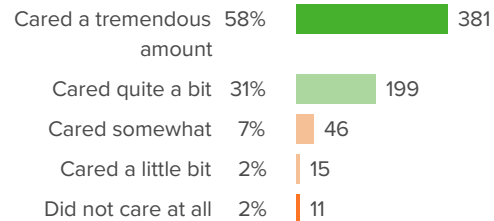
Q.1: During the past 30 days...How carefully did you listen to other people's points of view?



▼ 2 from last survey

Favorable: **77%**

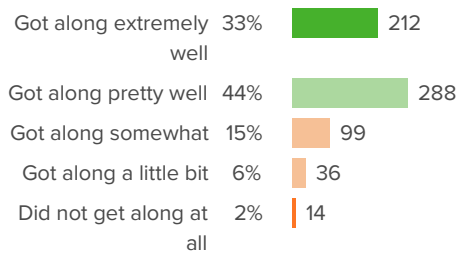
Q.2: During the past 30 days...How much did you care about other people's feelings?



▲ 2 from last survey

Favorable: **89%**

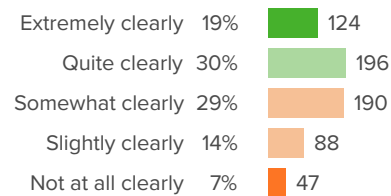
Q.3: During the past 30 days...How well did you get along with students who are different from you?



▲ 0 from last survey

Favorable: **77%**

Q.4: During the past 30 days...How clearly were you able to describe your feelings?

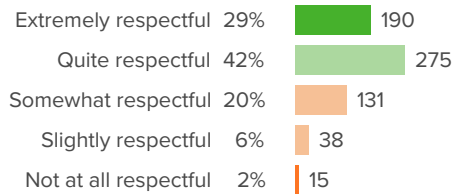


▲ 6 from last survey

Favorable: **50%**



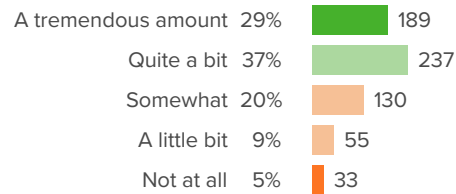
Q.5: During the past 30 days...When others disagreed with you, how respectful were you of their views?



▼ 1 from last survey

Favorable: **72%**

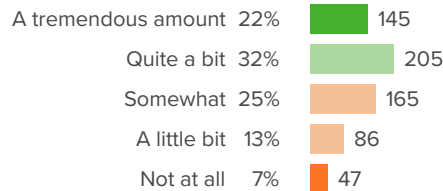
Q.6: During the past 30 days...To what extent were you able to stand up for yourself without putting others down?



▲ 1 from last survey

Favorable: **66%**

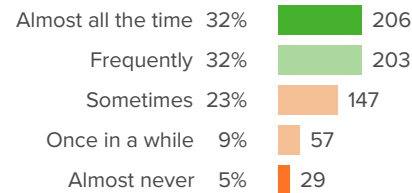
Q.7: During the past 30 days...To what extent were you able to disagree with others without starting an argument?



▼ 1 from last survey

Favorable: **54%**

Q.8: During the past 30 days...How often did you compliment others' accomplishments?



▼ 1 from last survey

Favorable: **64%**








Lebanon City Schools

Grades 5-12
Fall 2022



Summary

Topic Description	Results	Benchmark
Challenging Feelings How frequently students feel challenging emotions, with higher scores indicating less frequent challenging emotions.	57% ▲ 4 since last survey	 80th - 99th percentile compared to others nationally
Growth Mindset Student perceptions of whether they have the potential to change those factors that are central to their performance in school.	54% 0 since last survey	 60th - 79th percentile compared to others nationally
Positive Feelings How frequently students feel positive emotions.	63% ▲ 4 since last survey	 80th - 99th percentile compared to others nationally
Self-Efficacy How much students believe they can succeed in achieving academic outcomes.	51% ▼ 2 since last survey	 20th - 39th percentile compared to others nationally
Social Awareness How well students consider the perspectives of others and empathize with them.	62% ▼ 1 since last survey	 20th - 39th percentile compared to others nationally

2,572 responses



Challenging Feelings

Your average

57%

2,572 responses

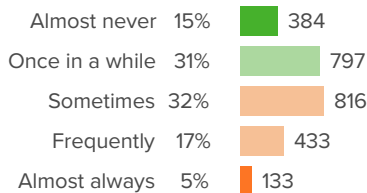
Change

▲ 4

since last survey

How did people respond?

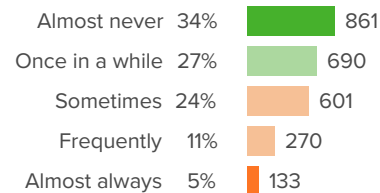
Q.1: During the past week, how often did you feel angry?



▲ 1 from last survey

Favorable: **46%**

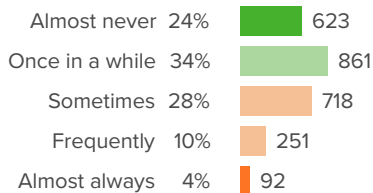
Q.2: During the past week, how often did you feel lonely?



▲ 5 from last survey

Favorable: **61%**

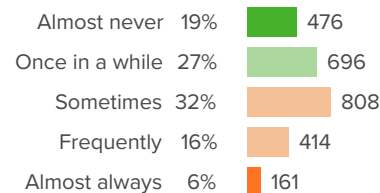
Q.3: During the past week, how often did you feel sad?



▲ 6 from last survey

Favorable: **58%**

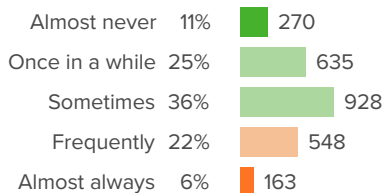
Q.4: During the past week, how often did you feel worried?



▲ 3 from last survey

Favorable: **46%**

Q.5: During the past week, how often did you feel frustrated?



▲ 4 from last survey

Favorable: **72%**



Growth Mindset

Your average

54%

2,572 responses

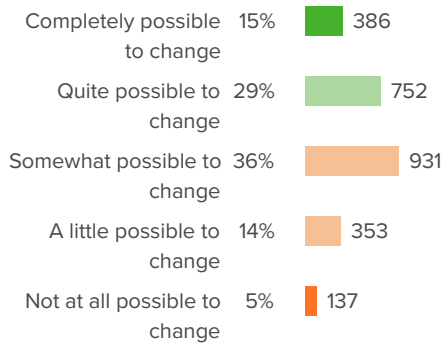
Change

0

since last survey

How did people respond?

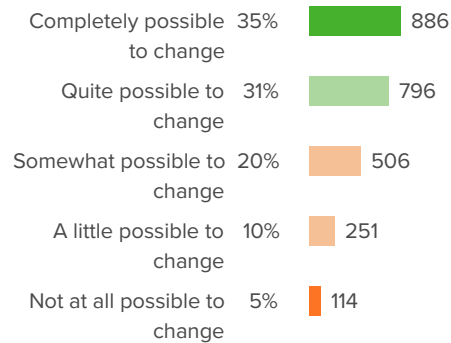
Q.1: In school, how possible is it for you to change: Being talented



▼ 1 from last survey

Favorable: **44%**

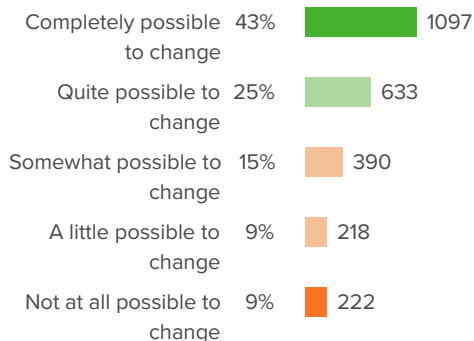
Q.2: In school, how possible is it for you to change: Putting forth a lot of effort



▼ 1 from last survey

Favorable: **66%**

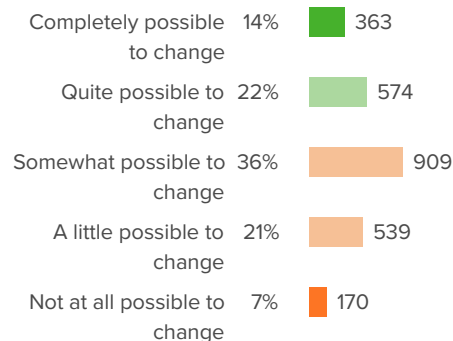
Q.3: In school, how possible is it for you to change: Behaving well in class



▼ 1 from last survey

Favorable: **68%**

Q.4: In school, how possible is it for you to change: Liking the subject

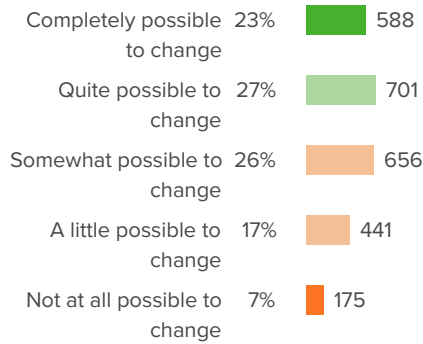


▲ 0 from last survey

Favorable: **37%**



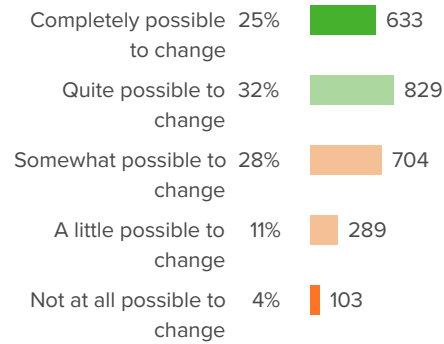
**Q.5: In school, how possible is it for you to change:
How easily you give up**



▼ **1** from last survey

Favorable: **50%**

**Q.6: In school, how possible is it for you to change:
Your level of intelligence**



▲ **3** from last survey

Favorable: **57%**



Positive Feelings

Your average

63%

2,572 responses

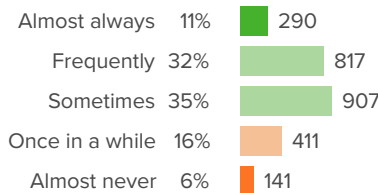
Change

▲ 4

since last survey

How did people respond?

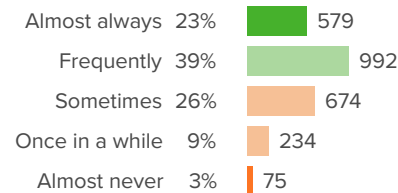
Q.1: During the past week, how often did you feel excited?



▲ 2 from last survey

Favorable: **78%**

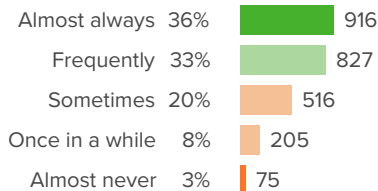
Q.2: During the past week, how often did you feel happy?



▲ 4 from last survey

Favorable: **62%**

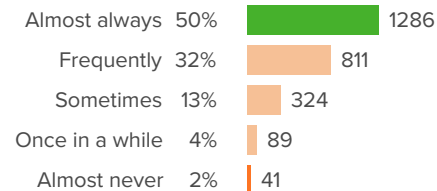
Q.3: During the past week, how often did you feel loved?



▲ 7 from last survey

Favorable: **69%**

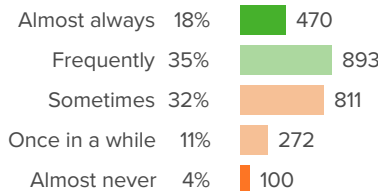
Q.4: During the past week, how often did you feel safe?



▲ 4 from last survey

Favorable: **50%**

Q.5: During the past week, how often did you feel hopeful?



▲ 3 from last survey

Favorable: **54%**



Self-Efficacy

Your average

51%

2,572 responses

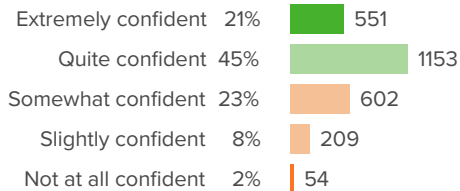
Change

▼ **2**

since last survey

How did people respond?

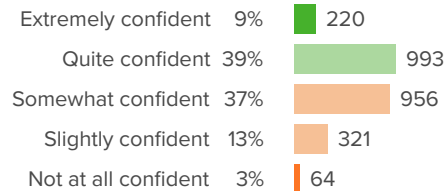
Q.1: How confident are you that you can complete all the work that is assigned in your classes?



▲ **0** from last survey

Favorable: **66%**

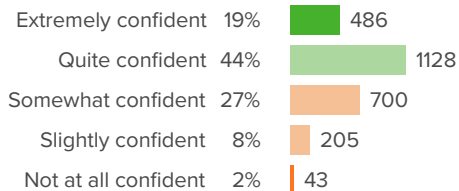
Q.2: When complicated ideas are presented in class, how confident are you that you can understand them?



▼ **5** from last survey

Favorable: **47%**

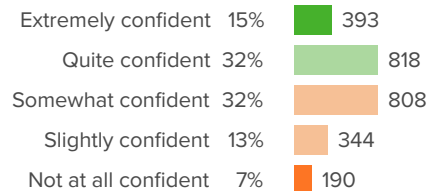
Q.3: How confident are you that you can learn all the material presented in your classes?



▲ **0** from last survey

Favorable: **63%**

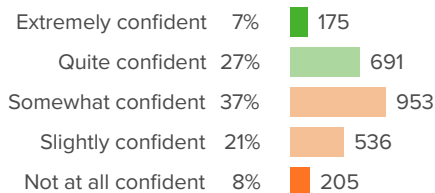
Q.4: How confident are you that you can do the hardest work that is assigned in your classes?



▼ **2** from last survey

Favorable: **47%**

Q.5: How confident are you that you will remember what you learned in your current classes, next year?



▼ **1** from last survey

Favorable: **34%**



Social Awareness

Your average

62%

2,572 responses

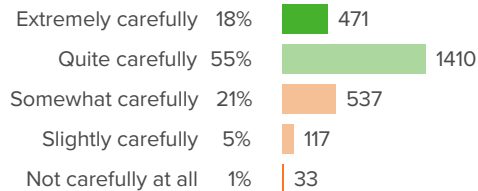
Change

▼ **1**

since last survey

How did people respond?

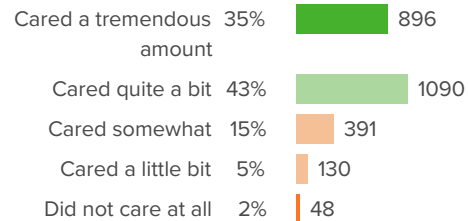
Q.1: During the past 30 days...How carefully did you listen to other people's points of view?



▼ **4** from last survey

Favorable: **73%**

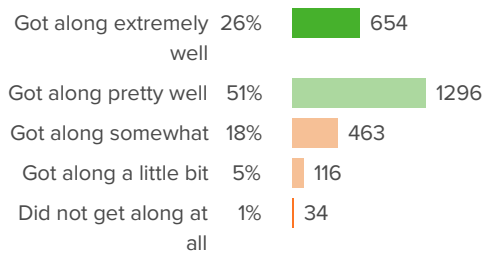
Q.2: During the past 30 days...How much did you care about other people's feelings?



▼ **1** from last survey

Favorable: **78%**

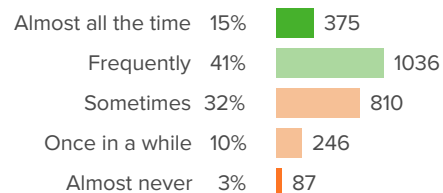
Q.3: During the past 30 days...How well did you get along with students who are different from you?



▲ **1** from last survey

Favorable: **76%**

Q.4: During the past 30 days...How often did you compliment others' accomplishments?

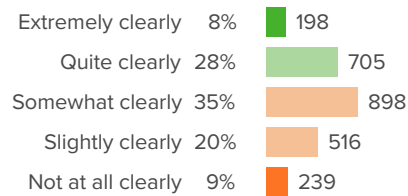


▼ **5** from last survey

Favorable: **55%**



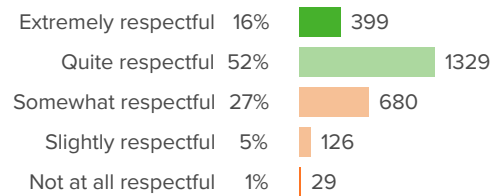
Q.5: During the past 30 days...How clearly were you able to describe your feelings?



▲ 2 from last survey

Favorable: **35%**

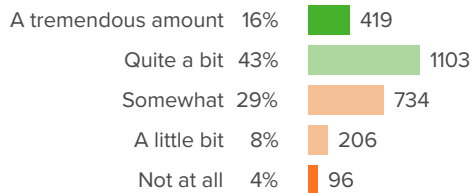
Q.6: During the past 30 days...When others disagreed with you, how respectful were you of their views?



▲ 0 from last survey

Favorable: **67%**

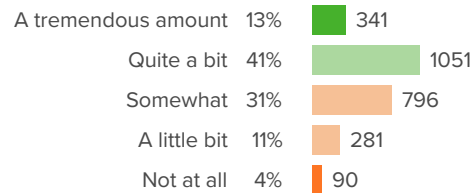
Q.7: During the past 30 days...To what extent were you able to stand up for yourself without putting others down?



▲ 2 from last survey

Favorable: **59%**

Q.8: During the past 30 days...To what extent were you able to disagree with others without starting an argument?



▲ 2 from last survey

Favorable: **54%**