



Lebanon City Schools

Grades 5-12
Spring 2022



Report created by
Panorama Education



Summary

Topic Description	Results	Benchmark
<p>Cultural Awareness and Action</p> <p>How often students learn about, discuss, and confront issues of race, ethnicity, and culture in school</p>	<p>51%</p> <p>0 since last survey</p>	<p>20th - 39th percentile compared to others nationally</p>
<p>Diversity and Inclusion</p> <p>How diverse, integrated, and fair school is for students from different races, ethnicities, or cultures</p>	<p>68%</p> <p>0 since last survey</p>	<p>20th - 39th percentile compared to others nationally</p>
<p>School Climate</p> <p>Perceptions of the overall social and learning climate of the school.</p>	<p>53%</p> <p>▼ 4 since last survey</p>	<p>20th - 39th percentile compared to others nationally</p>
<p>Sense of Belonging</p> <p>How much students feel that they are valued members of the school community.</p>	<p>44%</p> <p>▼ 2 since last survey</p>	<p>20th - 39th percentile compared to others nationally</p>
<p>Teacher-Student Relationships</p> <p>How strong the social connection is between teachers and students within and beyond the classroom.</p>	<p>62%</p> <p>▼ 3 since last survey</p>	<p>40th - 59th percentile compared to others nationally</p>

2,481 responses



Cultural Awareness and Action

Your average

51%

2,481 responses

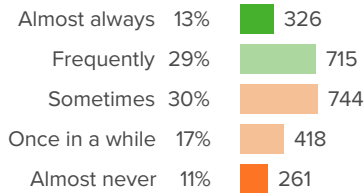
Change

0

since last survey

How did people respond?

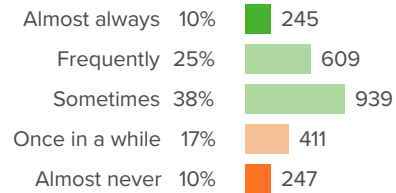
Q.1: How often do teachers encourage you to learn about people from different races, ethnicities, or cultures?



▲ 1 from last survey

Favorable: **42%**

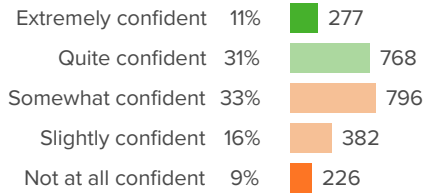
Q.2: How often do you think about what someone of a different race, ethnicity, or culture experiences?



▲ 1 from last survey

Favorable: **73%**

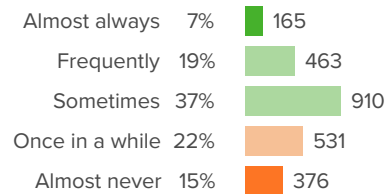
Q.3: How confident are you that students at your school can have honest conversations with each other about race?



▲ 0 from last survey

Favorable: **43%**

Q.4: At your school, how often are you encouraged to think more deeply about race-related topics?

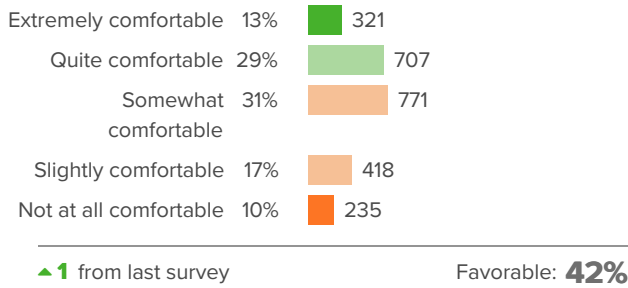


▲ 1 from last survey

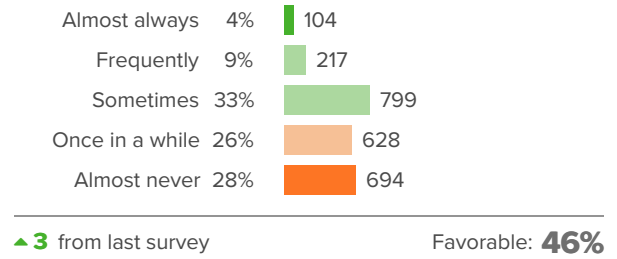
Favorable: **63%**



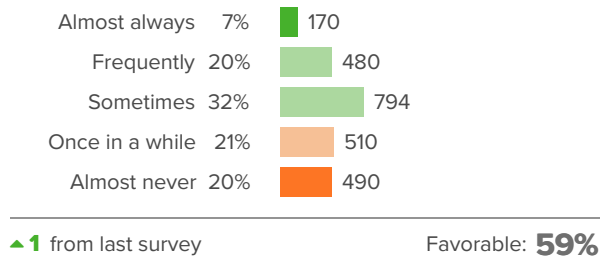
Q.5: How comfortable are you sharing your thoughts about race-related topics with other students at your school?



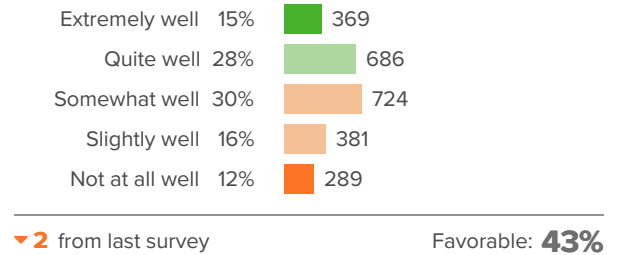
Q.6: How often do students at your school have important conversations about race, even when they might be uncomfortable?



Q.7: When there are major news events related to race, how often do adults at your school talk about them with students?



Q.8: How well does your school help students speak out against racism?





Diversity and Inclusion

Your average

68%

2,481 responses

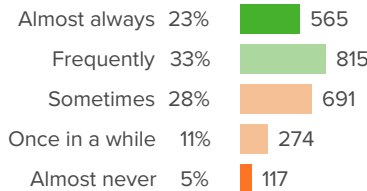
Change

0

since last survey

How did people respond?

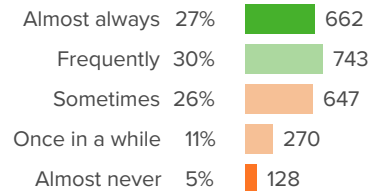
Q.1: How often do you spend time at school with students from different races, ethnicities, or cultures?



▲ 0 from last survey

Favorable: **56%**

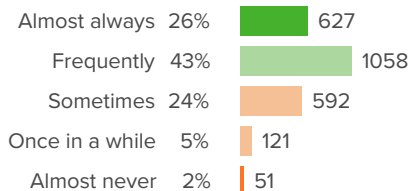
Q.2: How often do you have classes with students from different racial, ethnic, or cultural backgrounds?



▲ 4 from last survey

Favorable: **57%**

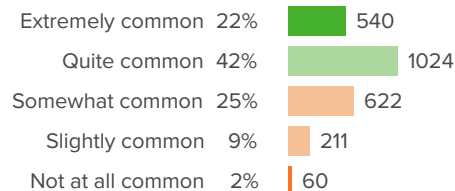
Q.3: At your school, how often do students from different races, ethnicities, or cultures hang out with each other?



▲ 2 from last survey

Favorable: **69%**

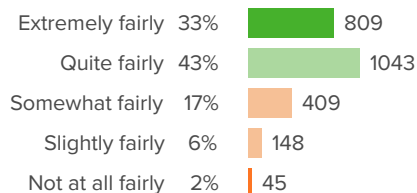
Q.4: At your school, how common is it for students to have close friends from different racial, ethnic, or cultural backgrounds?



▲ 1 from last survey

Favorable: **64%**

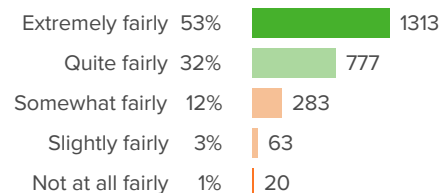
Q.5: How fairly do students at your school treat people from different races, ethnicities, or cultures?



▼ 2 from last survey

Favorable: **75%**

Q.6: How fairly do adults at your school treat people from different races, ethnicities, or cultures?



▼ 4 from last survey

Favorable: **85%**



School Climate

Your average

53%

2,481 responses

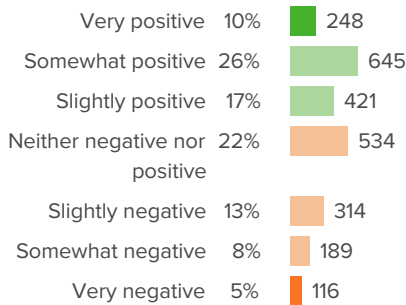
Change

▼ 4

since last survey

How did people respond?

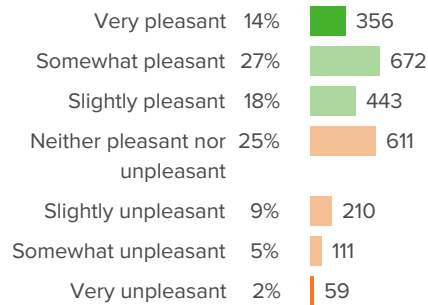
Q.1: How positive or negative is the energy of the school?



▼ 4 from last survey

Favorable: **53%**

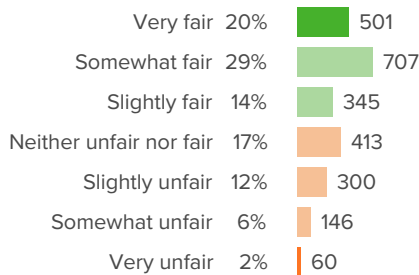
Q.2: How pleasant or unpleasant is the physical space at your school?



▼ 4 from last survey

Favorable: **60%**

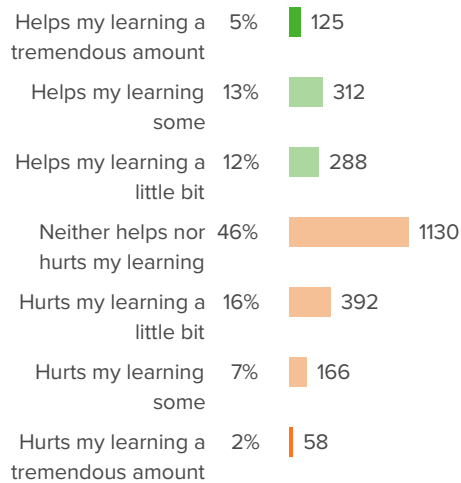
Q.3: How fair or unfair are the rules for the students at this school?



▼ 3 from last survey

Favorable: **63%**

Q.4: At your school, how much does the behavior of other students hurt or help your learning?

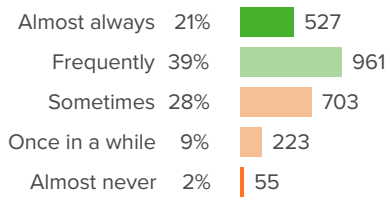


▼ 4 from last survey

Favorable: **29%**



Q.5: How often do your teachers seem excited to be teaching your classes?



▼ **7** from last survey

Favorable: **60%**



Sense of Belonging

Your average

44%

2,481 responses

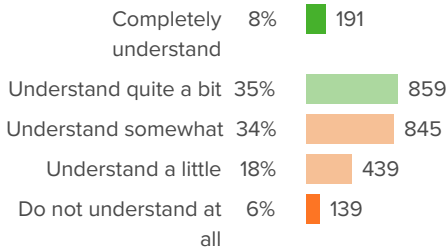
Change

▼ 2

since last survey

How did people respond?

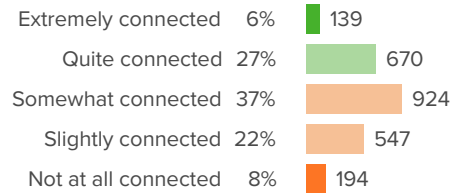
Q.1: How well do people at your school understand you as a person?



▼ 4 from last survey

Favorable: **42%**

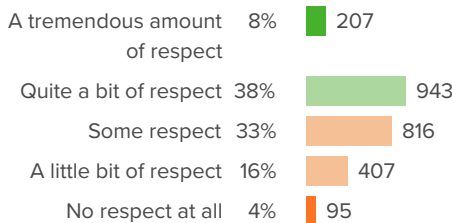
Q.2: How connected do you feel to the adults at your school?



▲ 2 from last survey

Favorable: **33%**

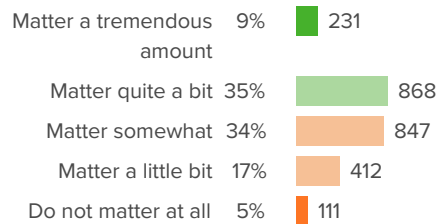
Q.3: How much respect do students in your school show you?



▼ 1 from last survey

Favorable: **47%**

Q.4: How much do you matter to others at this school?

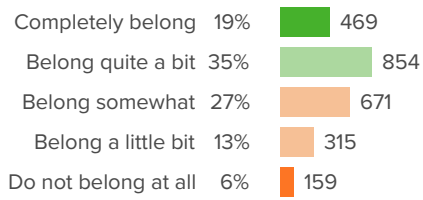


▼ 1 from last survey

Favorable: **45%**



Q.5: Overall, how much do you feel like you belong at your school?



▼ **3** from last survey

Favorable: **54%**



Teacher-Student Relationships

Your average

62%

2,481 responses

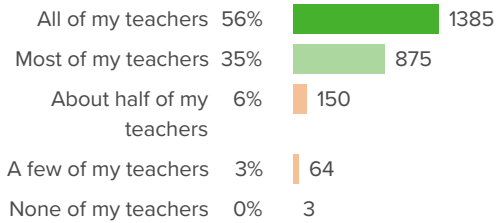
Change

▼ **3**

since last survey

How did people respond?

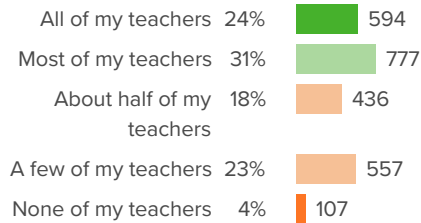
Q.1: How many of your teachers are respectful towards you?



▼ **2** from last survey

Favorable: **91%**

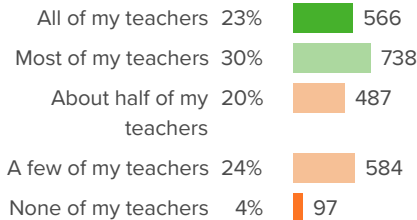
Q.2: If you walked into class upset, how many of your teachers would be concerned?



▼ **5** from last survey

Favorable: **55%**

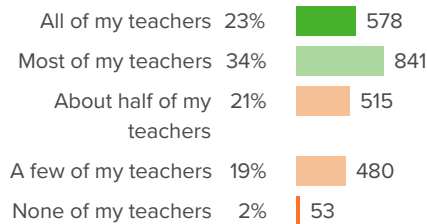
Q.3: If you came back to visit class three years from now, how many of your teachers would be excited to see you?



▼ **2** from last survey

Favorable: **53%**

Q.4: When your teachers ask how you are doing, how many of them are really interested in your answer?

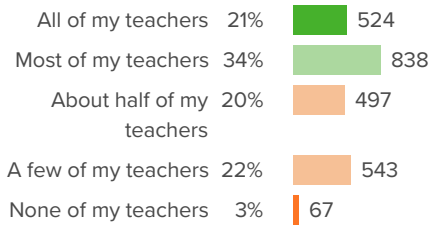


▼ **2** from last survey

Favorable: **58%**



Q.5: How many of your teachers would you be excited to have again in the future?



▼ **3** from last survey

Favorable: **55%**



Lebanon City Schools






Grades 5-12
Spring 2022



Report created by
Panorama Education



Summary

Topic Description	Results	Benchmark
<p>Challenging Feelings</p> <p>How frequently students feel challenging emotions, with higher scores indicating less frequent challenging emotions.</p>	<p>53%</p> <p>▼ 3 since last survey</p>	 <p>60th - 79th percentile compared to others nationally</p>
<p>Growth Mindset</p> <p>Student perceptions of whether they have the potential to change those factors that are central to their performance in school.</p>	<p>54%</p> <p>▼ 1 since last survey</p>	 <p>60th - 79th percentile compared to others nationally</p>
<p>Positive Feelings</p> <p>How frequently students feel positive emotions.</p>	<p>59%</p> <p>▼ 3 since last survey</p>	 <p>60th - 79th percentile compared to others nationally</p>
<p>Self-Efficacy</p> <p>How much students believe they can succeed in achieving academic outcomes.</p>	<p>53%</p> <p>▲ 1 since last survey</p>	 <p>20th - 39th percentile compared to others nationally</p>
<p>Social Awareness</p> <p>How well students consider the perspectives of others and empathize with them.</p>	<p>63%</p> <p>▼ 1 since last survey</p>	 <p>20th - 39th percentile compared to others nationally</p>

2,441 responses



Challenging Feelings

Your average

53%

2,441 responses

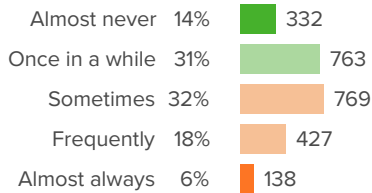
Change

▼ 3

since last survey

How did people respond?

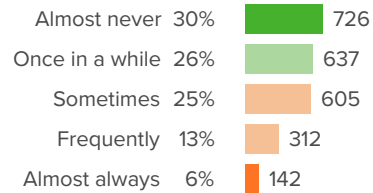
Q.1: During the past week, how often did you feel angry?



▼ 4 from last survey

Favorable: **45%**

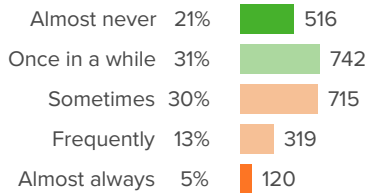
Q.2: During the past week, how often did you feel lonely?



▼ 4 from last survey

Favorable: **56%**

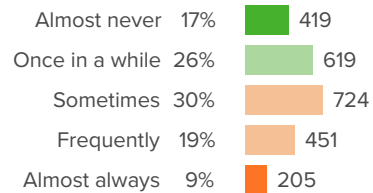
Q.3: During the past week, how often did you feel sad?



▼ 4 from last survey

Favorable: **52%**

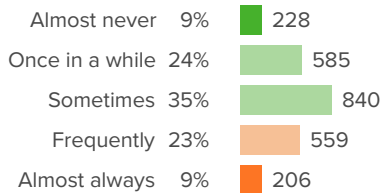
Q.4: During the past week, how often did you feel worried?



▲ 1 from last survey

Favorable: **43%**

Q.5: During the past week, how often did you feel frustrated?



▼ 4 from last survey

Favorable: **68%**



Growth Mindset

Your average

54%

2,441 responses

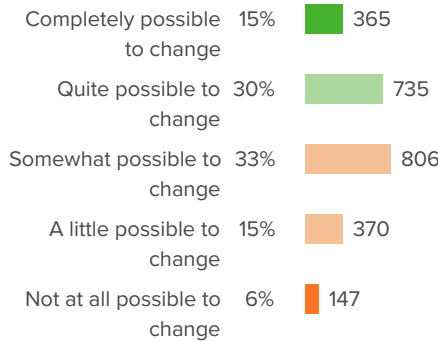
Change

▼ 1

since last survey

How did people respond?

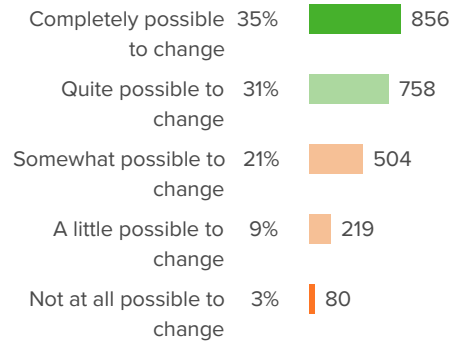
Q.1: In school, how possible is it for you to change: Being talented



▼ 2 from last survey

Favorable: **45%**

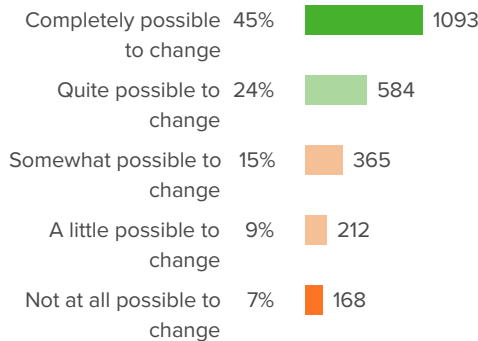
Q.2: In school, how possible is it for you to change: Putting forth a lot of effort



▼ 1 from last survey

Favorable: **67%**

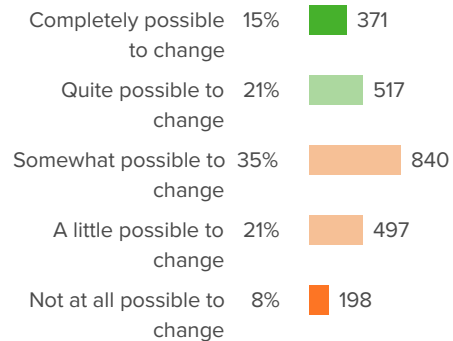
Q.3: In school, how possible is it for you to change: Behaving well in class



▼ 1 from last survey

Favorable: **69%**

Q.4: In school, how possible is it for you to change: Liking the subject

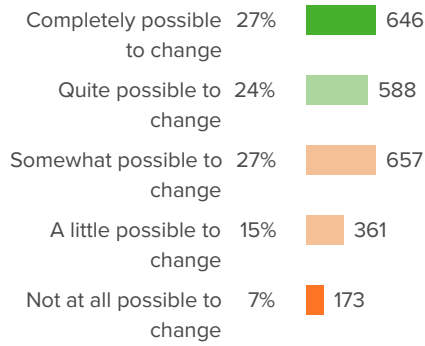


▼ 1 from last survey

Favorable: **37%**



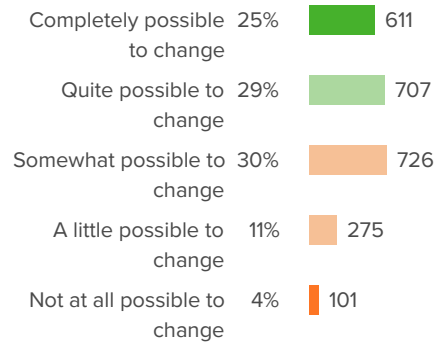
**Q.5: In school, how possible is it for you to change:
How easily you give up**



▲ **1** from last survey

Favorable: **51%**

**Q.6: In school, how possible is it for you to change:
Your level of intelligence**



▼ **3** from last survey

Favorable: **54%**



Positive Feelings

Your average

59%

2,441 responses

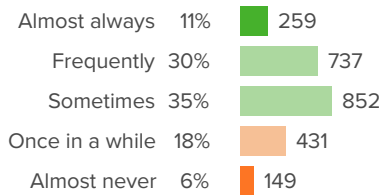
Change

▼ 3

since last survey

How did people respond?

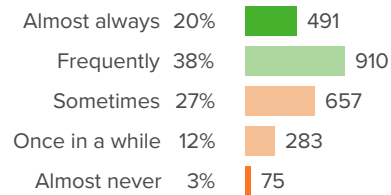
Q.1: During the past week, how often did you feel excited?



▼ 1 from last survey

Favorable: **76%**

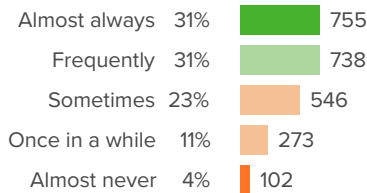
Q.2: During the past week, how often did you feel happy?



▼ 2 from last survey

Favorable: **58%**

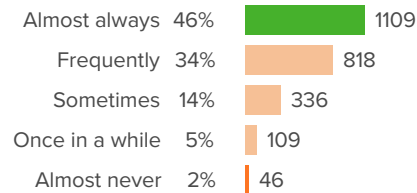
Q.3: During the past week, how often did you feel loved?



▼ 3 from last survey

Favorable: **62%**

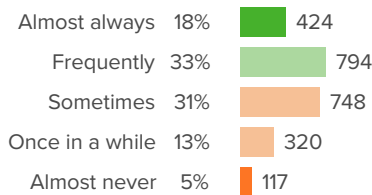
Q.4: During the past week, how often did you feel safe?



▼ 7 from last survey

Favorable: **46%**

Q.5: During the past week, how often did you feel hopeful?



▼ 4 from last survey

Favorable: **51%**



Self-Efficacy

Your average

53%

2,441 responses

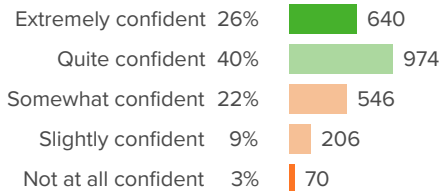
Change

▲ 1

since last survey

How did people respond?

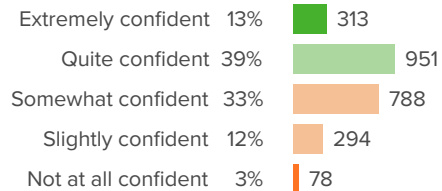
Q.1: How confident are you that you can complete all the work that is assigned in your classes?



▲ 0 from last survey

Favorable: **66%**

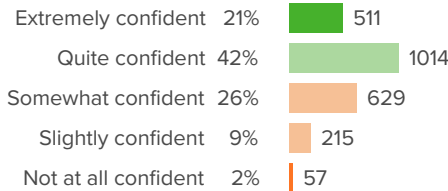
Q.2: When complicated ideas are presented in class, how confident are you that you can understand them?



▲ 4 from last survey

Favorable: **52%**

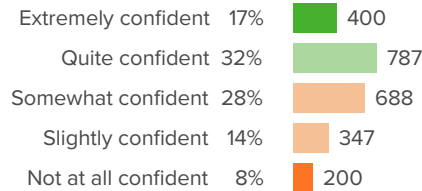
Q.3: How confident are you that you can learn all the material presented in your classes?



▼ 1 from last survey

Favorable: **63%**

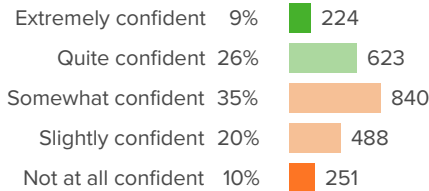
Q.4: How confident are you that you can do the hardest work that is assigned in your classes?



▲ 2 from last survey

Favorable: **49%**

Q.5: How confident are you that you will remember what you learned in your current classes, next year?



▲ 1 from last survey

Favorable: **35%**



Social Awareness

Your average

63%

2,441 responses

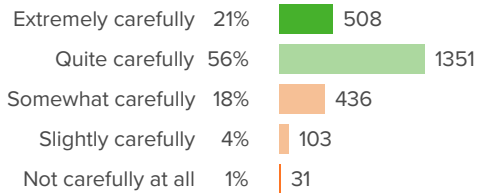
Change

▼ **1**

since last survey

How did people respond?

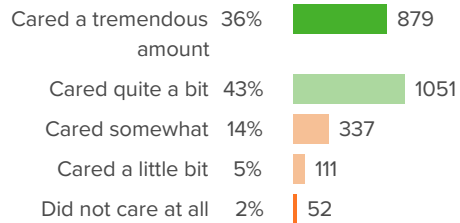
Q.1: During the past 30 days...How carefully did you listen to other people's points of view?



▼ **1** from last survey

Favorable: **77%**

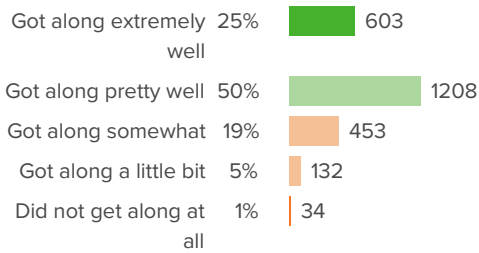
Q.2: During the past 30 days...How much did you care about other people's feelings?



▼ **1** from last survey

Favorable: **79%**

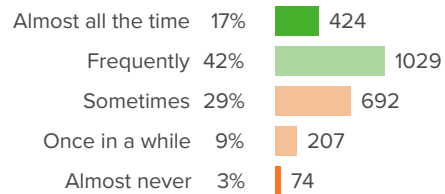
Q.3: During the past 30 days...How well did you get along with students who are different from you?



▼ **2** from last survey

Favorable: **75%**

Q.4: During the past 30 days...How often did you compliment others' accomplishments?

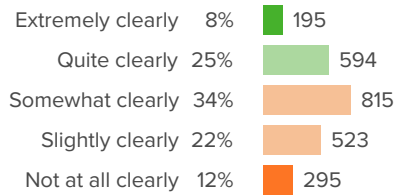


▲ **0** from last survey

Favorable: **60%**



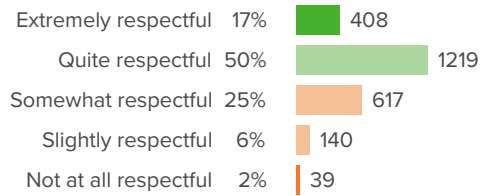
Q.5: During the past 30 days...How clearly were you able to describe your feelings?



▲ 0 from last survey

Favorable: **33%**

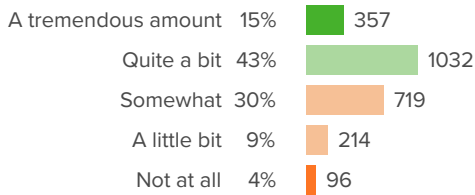
Q.6: During the past 30 days...When others disagreed with you, how respectful were you of their views?



▼ 3 from last survey

Favorable: **67%**

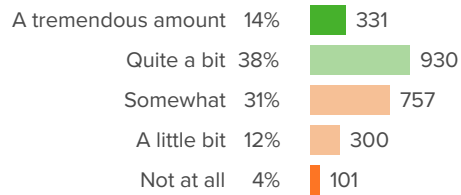
Q.7: During the past 30 days...To what extent were you able to stand up for yourself without putting others down?



▼ 2 from last survey

Favorable: **57%**

Q.8: During the past 30 days...To what extent were you able to disagree with others without starting an argument?



▼ 1 from last survey

Favorable: **52%**



Lebanon City Schools




Grades 3-4
Spring 2022



Report created by
Panorama Education



Summary

Topic Description	Results	Benchmark
<p>School Climate</p> <p>Perceptions of the overall social and learning climate of the school.</p>	<p>67%</p> <p>▼ 6</p> <p>since last survey</p>	 <p>40th - 59th percentile compared to others nationally</p>
<p>Sense of Belonging</p> <p>How much students feel that they are valued members of the school community.</p>	<p>66%</p> <p>▼ 1</p> <p>since last survey</p>	 <p>60th - 79th percentile compared to others nationally</p>
<p>Teacher-Student Relationships</p> <p>How strong the social connection is between teachers and students within and beyond the classroom.</p>	<p>78%</p> <p>▲ 2</p> <p>since last survey</p>	 <p>80th - 99th percentile compared to others nationally</p>

655 responses



School Climate

Your average

67%

655 responses

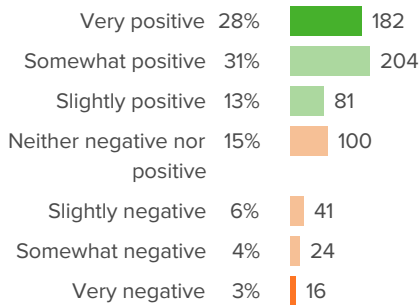
Change

▼ 6

since last survey

How did people respond?

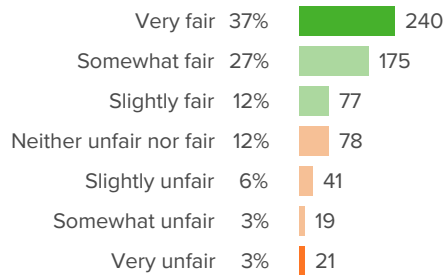
Q.1: How positive or negative is the energy of the school?



▼ 8 from last survey

Favorable: **72%**

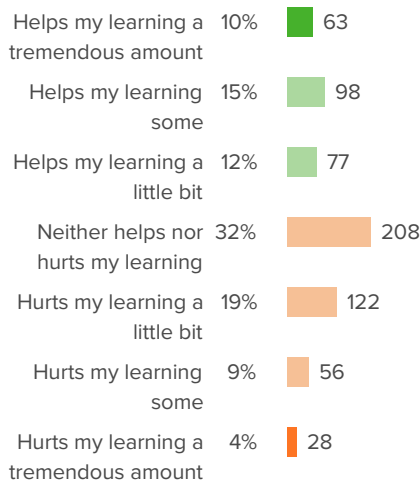
Q.2: How fair or unfair are the rules for the students at this school?



▼ 2 from last survey

Favorable: **76%**

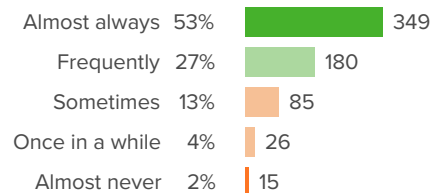
Q.3: At your school, how much does the behavior of other students hurt or help your learning?



▼ 10 from last survey

Favorable: **37%**

Q.4: How often do your teachers seem excited to be teaching your classes?



▼ 5 from last survey

Favorable: **81%**



Sense of Belonging

Your average

66%

655 responses

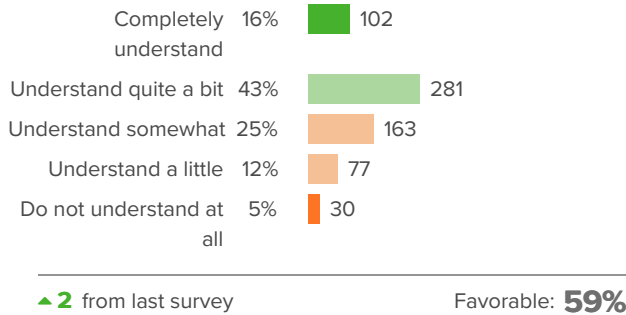
Change

▼ **1**

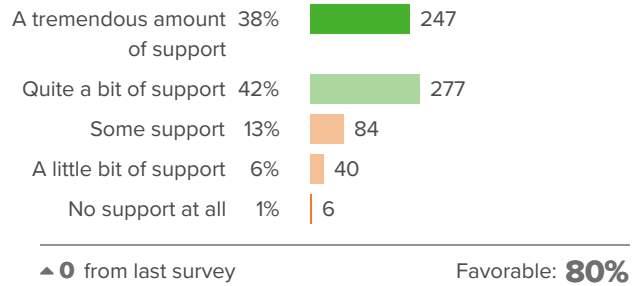
since last survey

How did people respond?

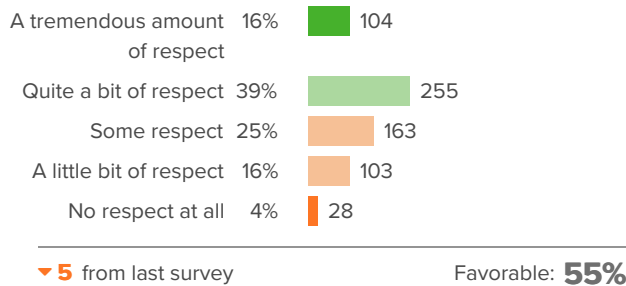
Q.1: How well do people at your school understand you as a person?



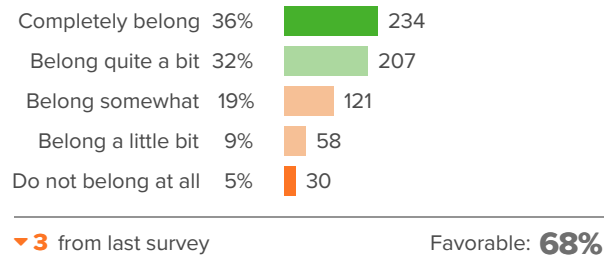
Q.2: How much support do the adults at your school give you?



Q.3: How much respect do students at your school show you?



Q.4: Overall, how much do you feel like you belong at your school?





Teacher-Student Relationships

Your average

78%

655 responses

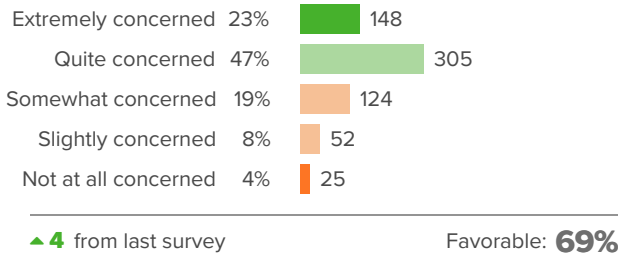
Change

▲ 2

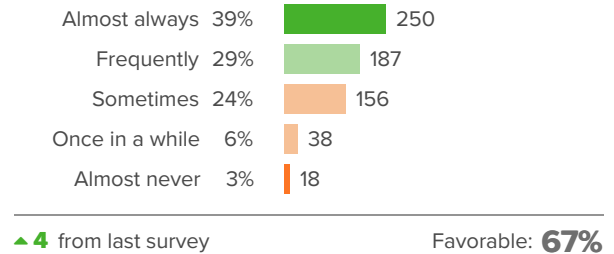
since last survey

How did people respond?

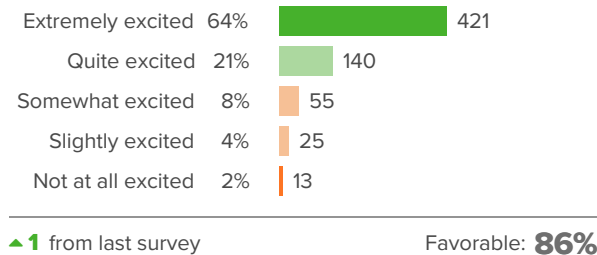
Q.1: If you walked into class upset, how concerned would your teacher be?



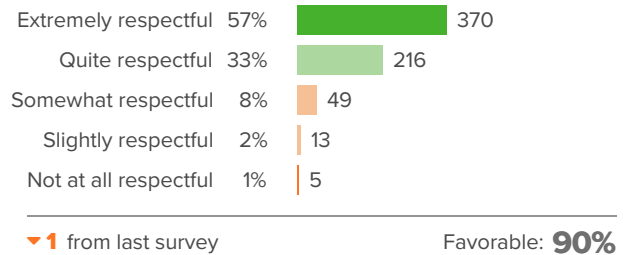
Q.2: When your teacher asks, "How are you?", how often do you feel that your teacher really wants to know your answer?



Q.3: How excited would you be to have your teacher again?



Q.4: How respectful is your teacher towards you?





Lebanon City Schools

Grades 3-4
Spring 2022



Report created by
Panorama Education



Summary

Topic Description	Results	Benchmark
<p>Challenging Feelings</p> <p>How frequently students feel challenging emotions, with higher scores indicating less frequent challenging emotions.</p>	<p>59%</p> <p>▼1 since last survey</p>	<p>80th - 99th percentile compared to others nationally</p>
<p>Growth Mindset</p> <p>Student perceptions of whether they have the potential to change those factors that are central to their performance in school.</p>	<p>60%</p> <p>▼4 since last survey</p>	<p>80th - 99th percentile compared to others nationally</p>
<p>Positive Feelings</p> <p>How frequently students feel positive emotions.</p>	<p>68%</p> <p>▼2 since last survey</p>	<p>40th - 59th percentile compared to others nationally</p>
<p>Self-Efficacy</p> <p>How much students believe they can succeed in achieving academic outcomes.</p>	<p>56%</p> <p>▼1 since last survey</p>	<p>40th - 59th percentile compared to others nationally</p>
<p>Social Awareness</p> <p>How well students consider the perspectives of others and empathize with them.</p>	<p>68%</p> <p>▼5 since last survey</p>	<p>40th - 59th percentile compared to others nationally</p>

653 responses



Challenging Feelings

Your average

59%

653 responses

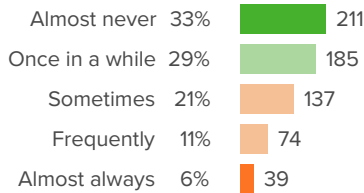
Change

▼ **1**

since last survey

How did people respond?

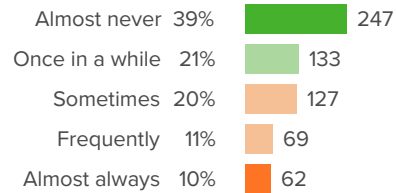
Q.1: During the past week, how often did you feel mad?



▼ **3** from last survey

Favorable: **61%**

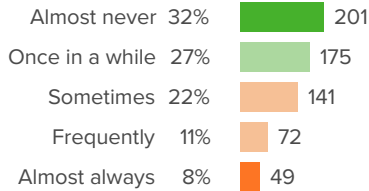
Q.2: During the past week, how often did you feel lonely?



▲ **0** from last survey

Favorable: **60%**

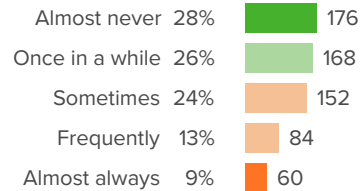
Q.3: During the past week, how often did you feel sad?



▼ **3** from last survey

Favorable: **59%**

Q.4: During the past week, how often did you feel worried?



▲ **0** from last survey

Favorable: **54%**



Growth Mindset

Your average

60%

653 responses

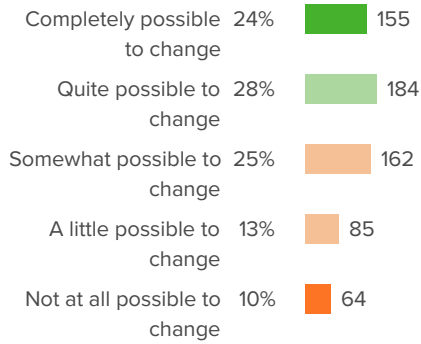
Change

▼ 4

since last survey

How did people respond?

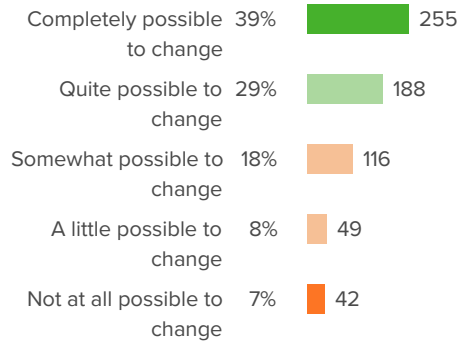
Q.1: In school, how possible is it for you to change: Being talented



▼ 4 from last survey

Favorable: **52%**

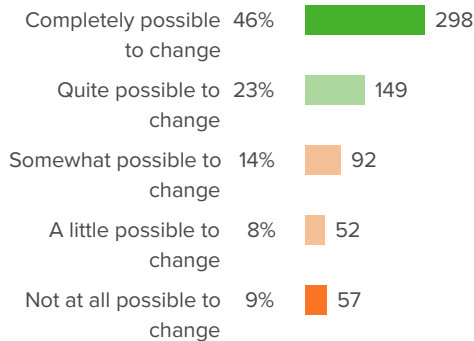
Q.2: In school, how possible is it for you to change: Giving a lot of effort



▼ 2 from last survey

Favorable: **68%**

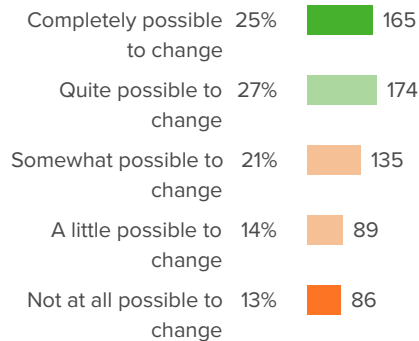
Q.3: In school, how possible is it for you to change: Behaving well in class



▼ 6 from last survey

Favorable: **69%**

Q.4: In school, how possible is it for you to change: Liking the subjects you are studying

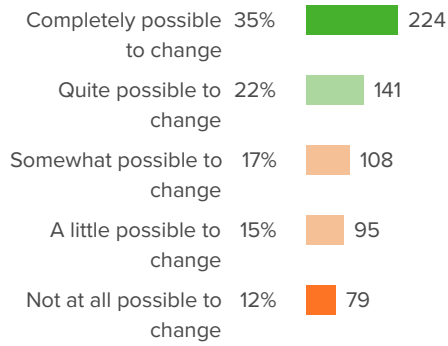


▼ 6 from last survey

Favorable: **52%**



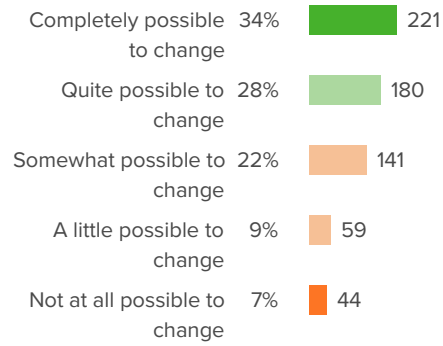
**Q.5: In school, how possible is it for you to change:
How easily you give up**



▲ 0 from last survey

Favorable: **56%**

**Q.6: In school, how possible is it for you to change:
Your level of intelligence**



▼ 7 from last survey

Favorable: **62%**



Positive Feelings

Your average

68%

653 responses

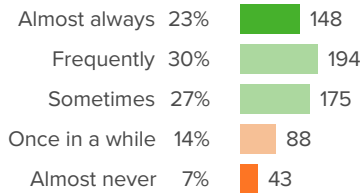
Change

▼ 2

since last survey

How did people respond?

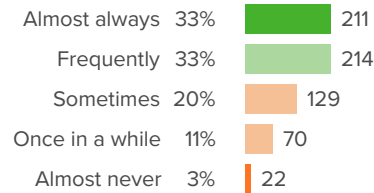
Q.1: During the past week, how often did you feel excited?



▼ 4 from last survey

Favorable: **80%**

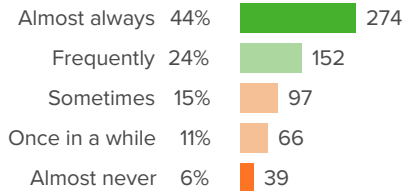
Q.2: During the past week, how often did you feel happy?



▲ 0 from last survey

Favorable: **66%**

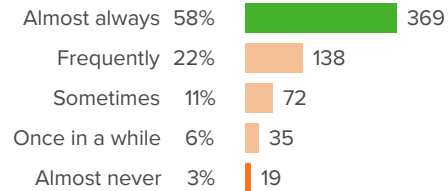
Q.3: During the past week, how often did you feel loved?



▼ 2 from last survey

Favorable: **68%**

Q.4: During the past week, how often did you feel safe?



▼ 2 from last survey

Favorable: **58%**



Self-Efficacy

Your average

56%

653 responses

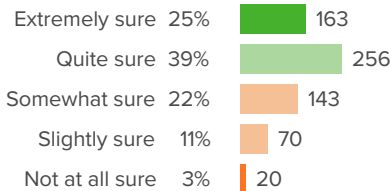
Change

▼ 1

since last survey

How did people respond?

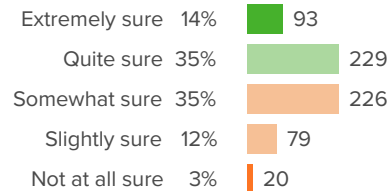
Q.1: How sure are you that you can complete all the work that is assigned in your class?



▼ 4 from last survey

Favorable: **64%**

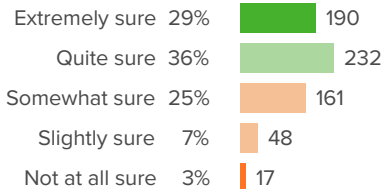
Q.2: When complicated ideas are discussed in class, how sure are you that you can understand them?



▲ 1 from last survey

Favorable: **50%**

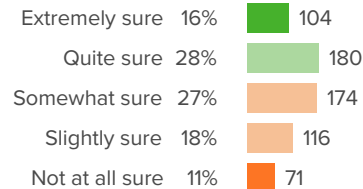
Q.3: How sure are you that you can learn all the topics taught in your class?



▲ 0 from last survey

Favorable: **65%**

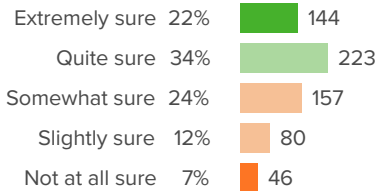
Q.4: How sure are you that you can do the hardest work that is assigned in your class?



▼ 4 from last survey

Favorable: **44%**

Q.5: How sure are you that you will remember what you learned in your current class, next year?



▲ 2 from last survey

Favorable: **56%**



Social Awareness

Your average

68%

653 responses

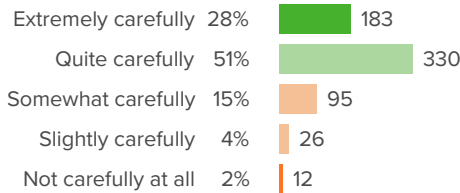
Change

▼ **5**

since last survey

How did people respond?

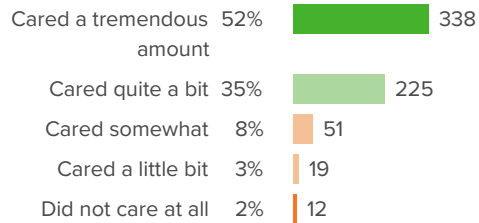
Q.1: During the past 30 days...How carefully did you listen to other people's points of view?



▼ **3** from last survey

Favorable: **79%**

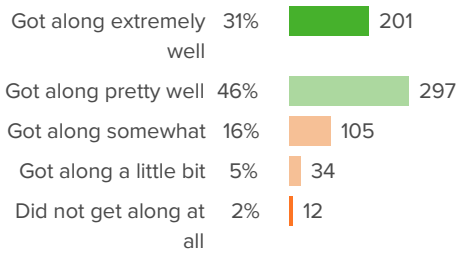
Q.2: During the past 30 days...How much did you care about other people's feelings?



▼ **3** from last survey

Favorable: **87%**

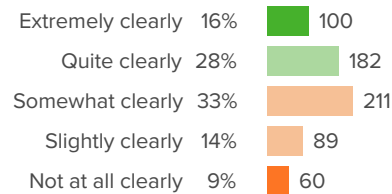
Q.3: During the past 30 days...How well did you get along with students who are different from you?



▼ **5** from last survey

Favorable: **77%**

Q.4: During the past 30 days...How clearly were you able to describe your feelings?

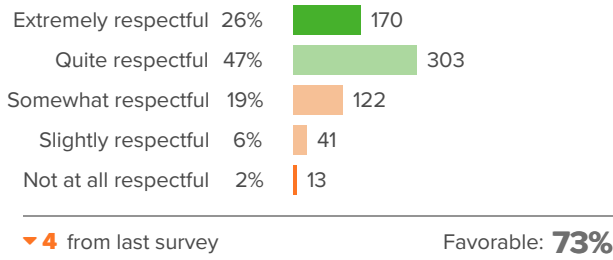


▼ **9** from last survey

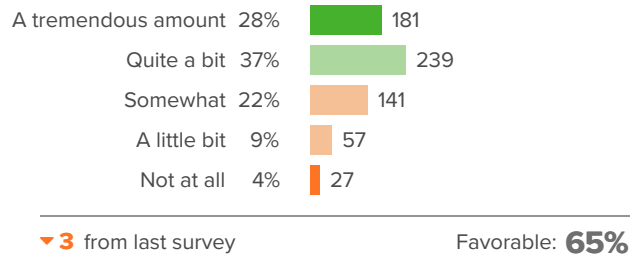
Favorable: **44%**



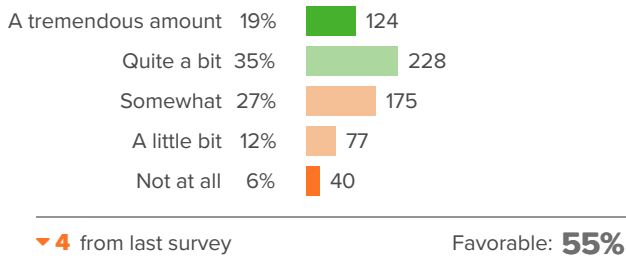
Q.5: During the past 30 days...When others disagreed with you, how respectful were you of their views?



Q.6: During the past 30 days...To what extent were you able to stand up for yourself without putting others down?



Q.7: During the past 30 days...To what extent were you able to disagree with others without starting an argument?



Q.8: During the past 30 days...How often did you compliment others' accomplishments?

