



Lebanon City Schools

Grades 3-4
Winter 2021



Report created by
Panorama Education



Summary

| Topic Description | Results | Benchmark |
|---|---------|---|
| <p>Challenging Feelings</p> <p>How frequently students feel challenging emotions, with higher scores indicating less frequent challenging emotions.</p> | 62% | <p>80th - 99th percentile compared to others nationally</p> |
| <p>Growth Mindset</p> <p>Student perceptions of whether they have the potential to change those factors that are central to their performance in school.</p> | 63% | <p>80th - 99th percentile compared to others nationally</p> |
| <p>Positive Feelings</p> <p>How frequently students feel positive emotions.</p> | 69% | <p>40th - 59th percentile compared to others nationally</p> |
| <p>Self-Efficacy</p> <p>How much students believe they can succeed in achieving academic outcomes.</p> | 58% | <p>40th - 59th percentile compared to others nationally</p> |
| <p>Social Awareness</p> <p>How well students consider the perspectives of others and empathize with them.</p> | 72% | <p>60th - 79th percentile compared to others nationally</p> |

630 responses



Challenging Feelings

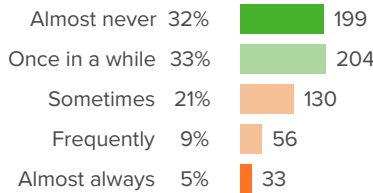
Your average

62%

630 responses

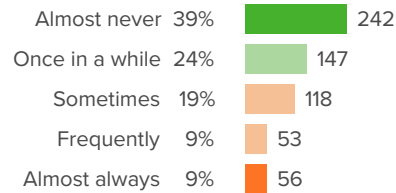
How did people respond?

Q.1: During the past week, how often did you feel mad?



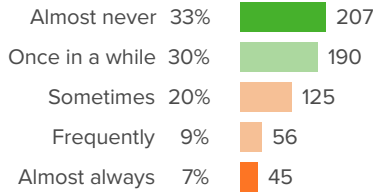
Favorable: **65%**

Q.2: During the past week, how often did you feel lonely?



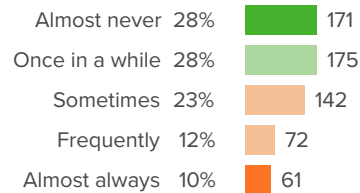
Favorable: **63%**

Q.3: During the past week, how often did you feel sad?



Favorable: **64%**

Q.4: During the past week, how often did you feel worried?



Favorable: **56%**



Growth Mindset

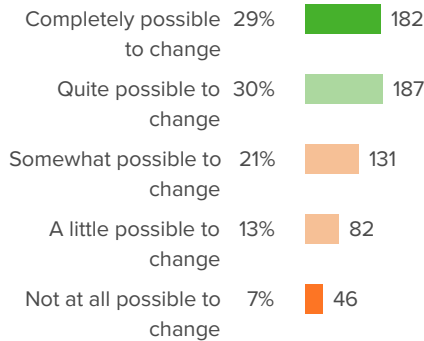
Your average

63%

630 responses

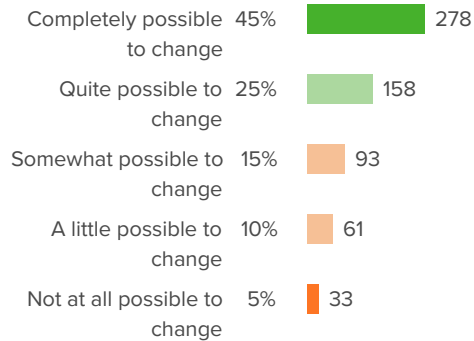
How did people respond?

Q.1: In school, how possible is it for you to change: Being talented



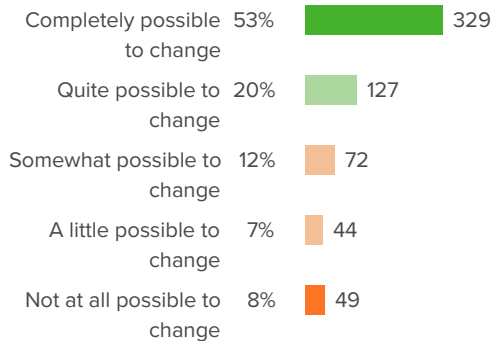
Favorable: **59%**

Q.2: In school, how possible is it for you to change: Giving a lot of effort



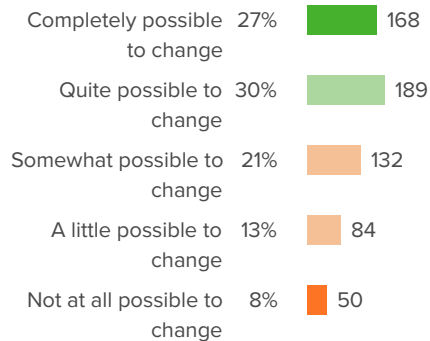
Favorable: **70%**

Q.3: In school, how possible is it for you to change: Behaving well in class



Favorable: **73%**

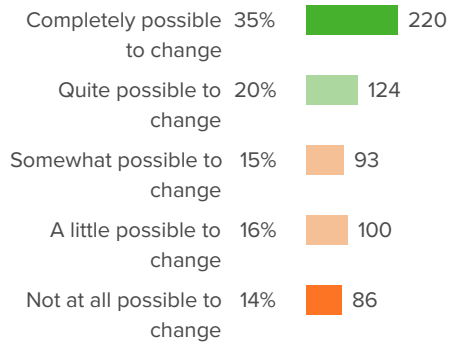
Q.4: In school, how possible is it for you to change: Liking the subjects you are studying



Favorable: **57%**

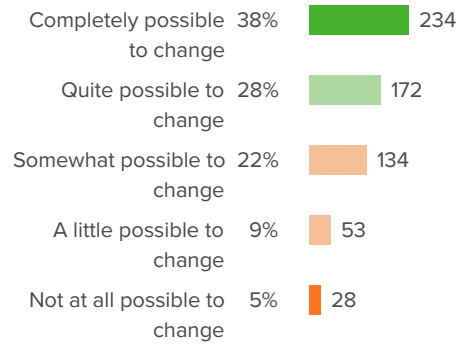


**Q.5: In school, how possible is it for you to change:
How easily you give up**



Favorable: **55%**

**Q.6: In school, how possible is it for you to change:
Your level of intelligence**



Favorable: **65%**



Positive Feelings

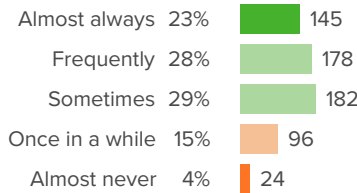
Your average

69%

630 responses

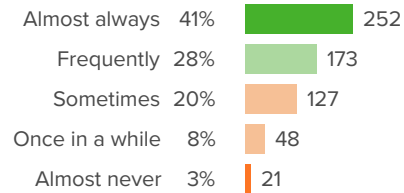
How did people respond?

Q.1: During the past week, how often did you feel excited?



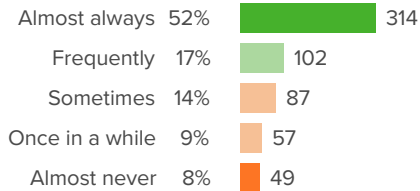
Favorable: **81%**

Q.2: During the past week, how often did you feel happy?



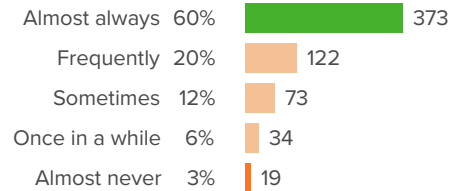
Favorable: **68%**

Q.3: During the past week, how often did you feel loved?



Favorable: **68%**

Q.4: During the past week, how often did you feel safe?



Favorable: **60%**



Self-Efficacy

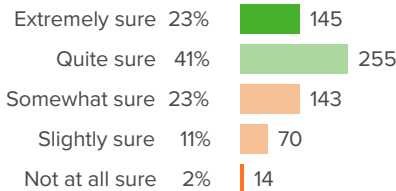
Your average

58%

630 responses

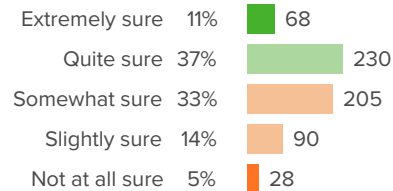
How did people respond?

Q.1: How sure are you that you can complete all the work that is assigned in your class?



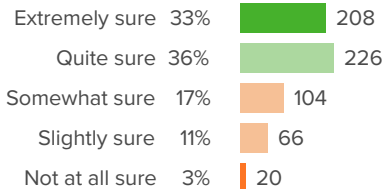
Favorable: **64%**

Q.2: When complicated ideas are discussed in class, how sure are you that you can understand them?



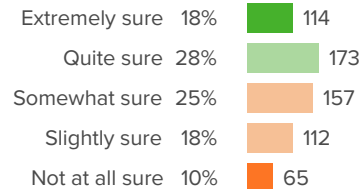
Favorable: **48%**

Q.3: How sure are you that you can learn all the topics taught in your class?



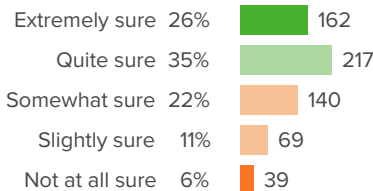
Favorable: **70%**

Q.4: How sure are you that you can do the hardest work that is assigned in your class?



Favorable: **46%**

Q.5: How sure are you that you will remember what you learned in your current class, next year?



Favorable: **60%**



Social Awareness

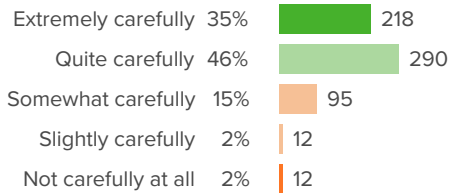
Your average

72%

630 responses

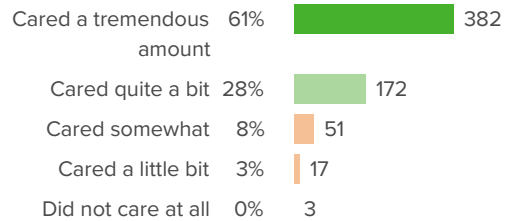
How did people respond?

Q.1: During the past 30 days...How carefully did you listen to other people's points of view?



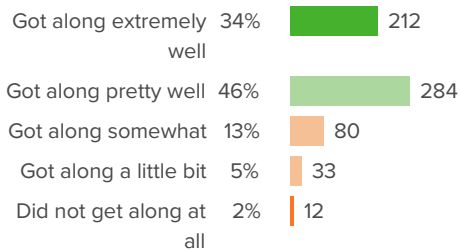
Favorable: **81%**

Q.2: During the past 30 days...How much did you care about other people's feelings?



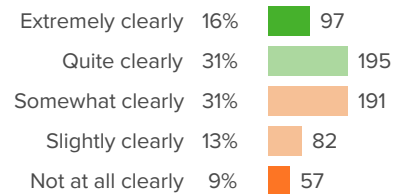
Favorable: **89%**

Q.3: During the past 30 days...How well did you get along with students who are different from you?



Favorable: **80%**

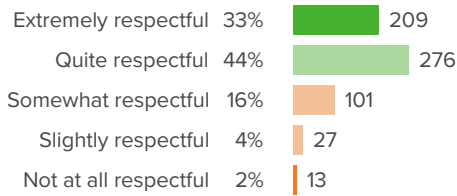
Q.4: During the past 30 days...How clearly were you able to describe your feelings?



Favorable: **47%**

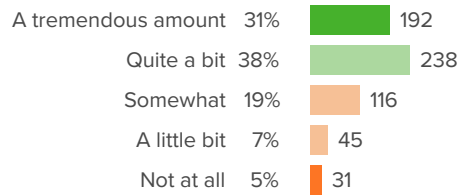


Q.5: During the past 30 days...When others disagreed with you, how respectful were you of their views?



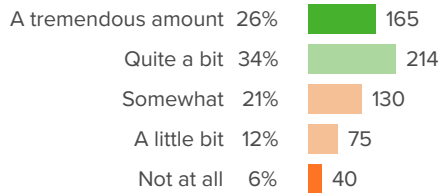
Favorable: **77%**

Q.6: During the past 30 days...To what extent were you able to stand up for yourself without putting others down?



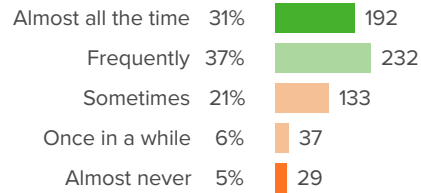
Favorable: **69%**

Q.7: During the past 30 days...To what extent were you able to disagree with others without starting an argument?



Favorable: **61%**

Q.8: During the past 30 days...How often did you compliment others' accomplishments?



Favorable: **68%**



Lebanon City Schools






Grades 5-12
Winter 2021



Report created by
Panorama Education



Summary

| Topic Description | Results | Benchmark |
|---|------------|---|
| <p>Challenging Feelings</p> <p>How frequently students feel challenging emotions, with higher scores indicating less frequent challenging emotions.</p> | 57% |  <p>80th - 99th percentile compared to others nationally</p> |
| <p>Growth Mindset</p> <p>Student perceptions of whether they have the potential to change those factors that are central to their performance in school.</p> | 54% |  <p>60th - 79th percentile compared to others nationally</p> |
| <p>Positive Feelings</p> <p>How frequently students feel positive emotions.</p> | 62% |  <p>60th - 79th percentile compared to others nationally</p> |
| <p>Self-Efficacy</p> <p>How much students believe they can succeed in achieving academic outcomes.</p> | 54% |  <p>40th - 59th percentile compared to others nationally</p> |
| <p>Social Awareness</p> <p>How well students consider the perspectives of others and empathize with them.</p> | 63% |  <p>20th - 39th percentile compared to others nationally</p> |

2,291 responses



Challenging Feelings

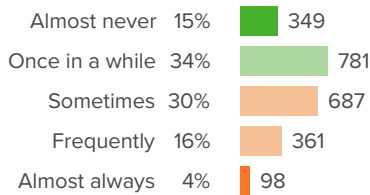
Your average

57%

2,291 responses

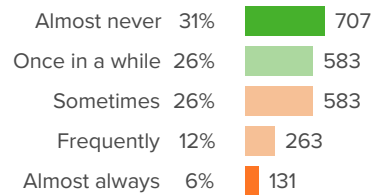
How did people respond?

Q.1: During the past week, how often did you feel angry?



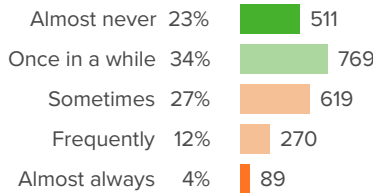
Favorable: **50%**

Q.2: During the past week, how often did you feel lonely?



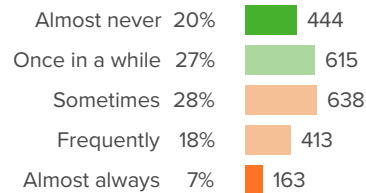
Favorable: **57%**

Q.3: During the past week, how often did you feel sad?



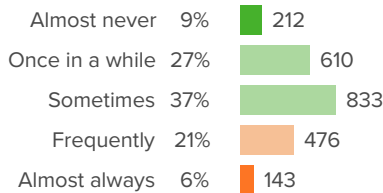
Favorable: **57%**

Q.4: During the past week, how often did you feel worried?



Favorable: **47%**

Q.5: During the past week, how often did you feel frustrated?



Favorable: **73%**



Growth Mindset

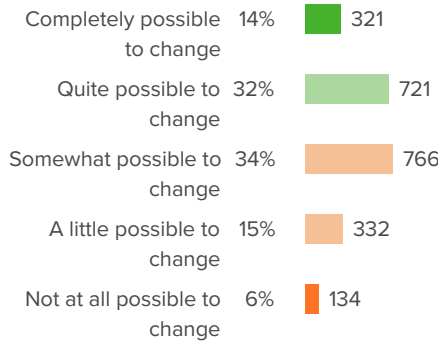
Your average

54%

2,291 responses

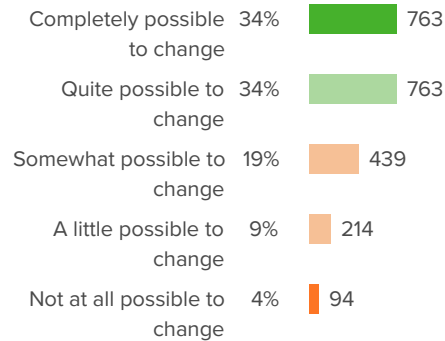
How did people respond?

Q.1: In school, how possible is it for you to change: Being talented



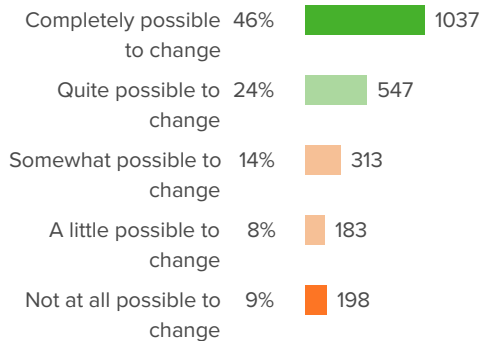
Favorable: **46%**

Q.2: In school, how possible is it for you to change: Putting forth a lot of effort



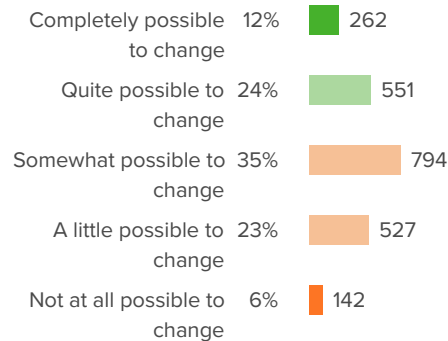
Favorable: **67%**

Q.3: In school, how possible is it for you to change: Behaving well in class



Favorable: **70%**

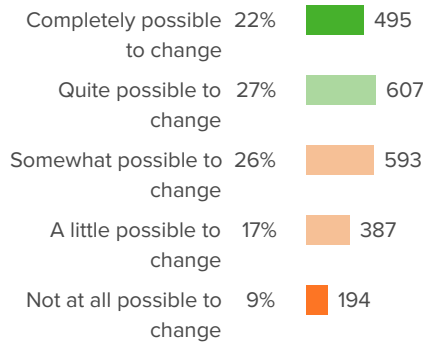
Q.4: In school, how possible is it for you to change: Liking the subject



Favorable: **36%**

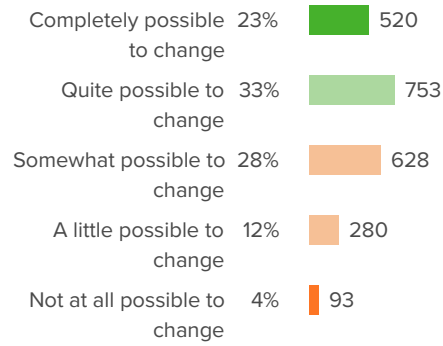


**Q.5: In school, how possible is it for you to change:
How easily you give up**



Favorable: **48%**

**Q.6: In school, how possible is it for you to change:
Your level of intelligence**



Favorable: **56%**



Positive Feelings

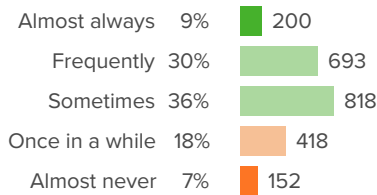
Your average

62%

2,291 responses

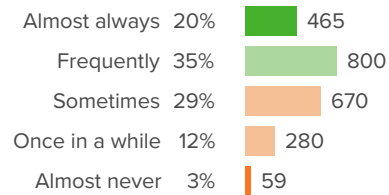
How did people respond?

Q.1: During the past week, how often did you feel excited?



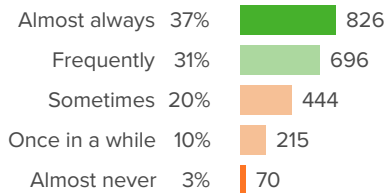
Favorable: **75%**

Q.2: During the past week, how often did you feel happy?



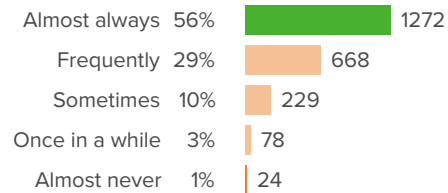
Favorable: **56%**

Q.3: During the past week, how often did you feel loved?



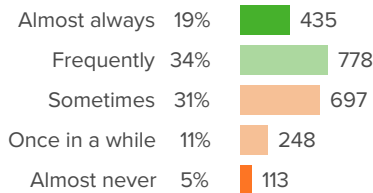
Favorable: **68%**

Q.4: During the past week, how often did you feel safe?



Favorable: **56%**

Q.5: During the past week, how often did you feel hopeful?



Favorable: **53%**



Self-Efficacy

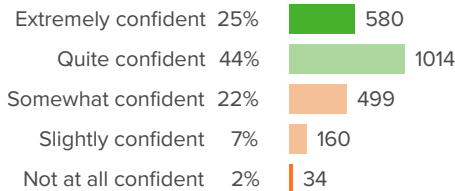
Your average

54%

2,291 responses

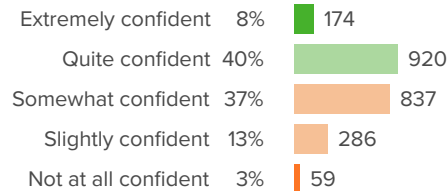
How did people respond?

Q.1: How confident are you that you can complete all the work that is assigned in your classes?



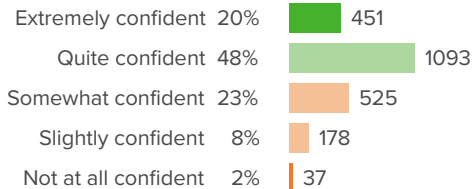
Favorable: **70%**

Q.2: When complicated ideas are presented in class, how confident are you that you can understand them?



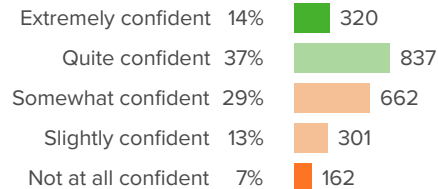
Favorable: **48%**

Q.3: How confident are you that you can learn all the material presented in your classes?



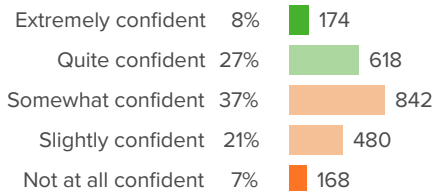
Favorable: **68%**

Q.4: How confident are you that you can do the hardest work that is assigned in your classes?



Favorable: **51%**

Q.5: How confident are you that you will remember what you learned in your current classes, next year?



Favorable: **35%**



Social Awareness

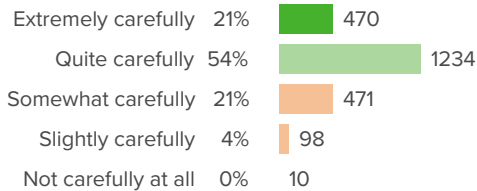
Your average

63%

2,291 responses

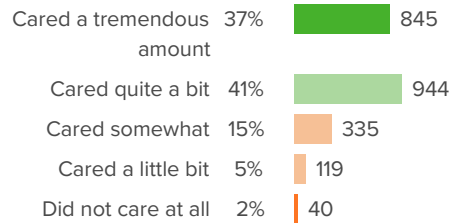
How did people respond?

Q.1: During the past 30 days...How carefully did you listen to other people's points of view?



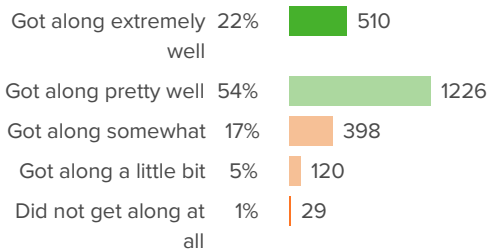
Favorable: **75%**

Q.2: During the past 30 days...How much did you care about other people's feelings?



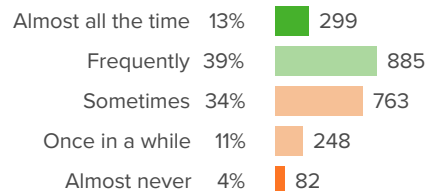
Favorable: **78%**

Q.3: During the past 30 days...How well did you get along with students who are different from you?



Favorable: **76%**

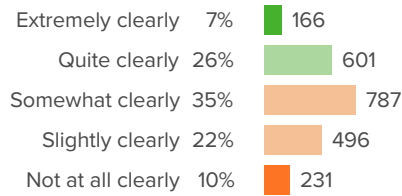
Q.4: During the past 30 days...How often did you compliment others' accomplishments?



Favorable: **52%**

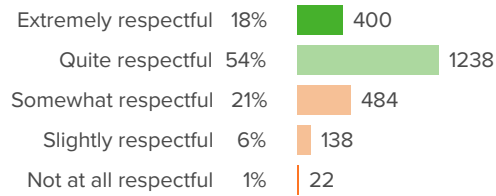


Q.5: During the past 30 days...How clearly were you able to describe your feelings?



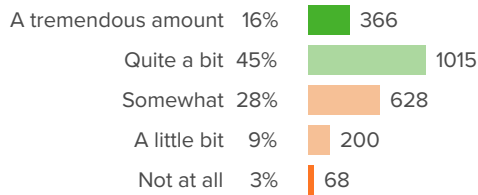
Favorable: **34%**

Q.6: During the past 30 days...When others disagreed with you, how respectful were you of their views?



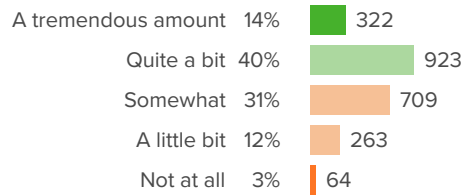
Favorable: **72%**

Q.7: During the past 30 days...To what extent were you able to stand up for yourself without putting others down?



Favorable: **61%**

Q.8: During the past 30 days...To what extent were you able to disagree with others without starting an argument?



Favorable: **55%**



Lebanon City Schools




Grades 3-4
Winter 2021



Report created by
Panorama Education



Summary

| Topic Description | Results | Benchmark |
|---|-------------------|---|
| <p>School Climate</p> <p>Perceptions of the overall social and learning climate of the school.</p> | <p>74%</p> |  <p>60th - 79th percentile compared to others nationally</p> |
| <p>Sense of Belonging</p> <p>How much students feel that they are valued members of the school community.</p> | <p>70%</p> |  <p>80th - 99th percentile compared to others nationally</p> |
| <p>Teacher-Student Relationships</p> <p>How strong the social connection is between teachers and students within and beyond the classroom.</p> | <p>83%</p> |  <p>80th - 99th percentile compared to others nationally</p> |

617 responses



School Climate

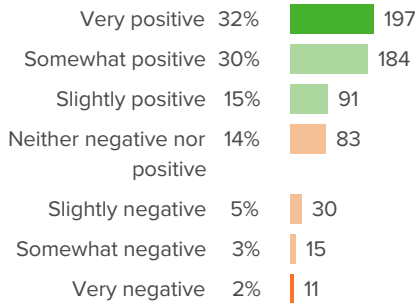
Your average

74%

617 responses

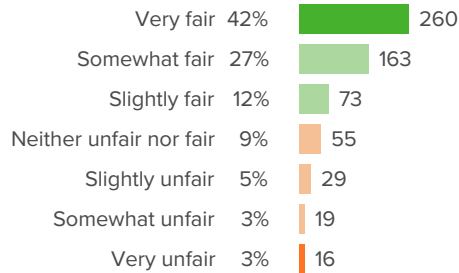
How did people respond?

Q.1: How positive or negative is the energy of the school?



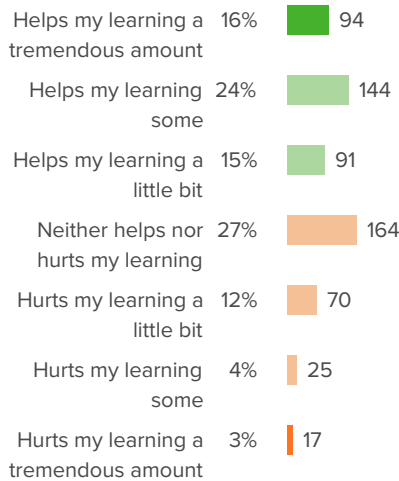
Favorable: **77%**

Q.2: How fair or unfair are the rules for the students at this school?



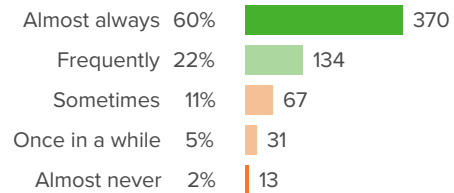
Favorable: **81%**

Q.3: At your school, how much does the behavior of other students hurt or help your learning?



Favorable: **54%**

Q.4: How often do your teachers seem excited to be teaching your classes?



Favorable: **82%**



Sense of Belonging

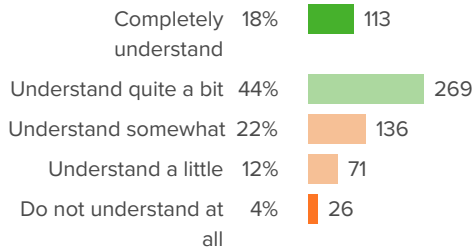
Your average

70%

617 responses

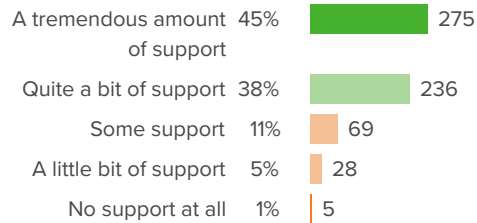
How did people respond?

Q.1: How well do people at your school understand you as a person?



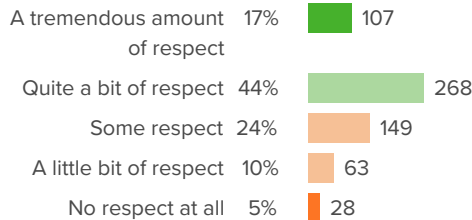
Favorable: **62%**

Q.2: How much support do the adults at your school give you?



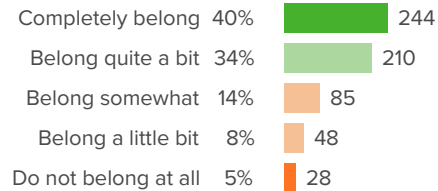
Favorable: **83%**

Q.3: How much respect do students at your school show you?



Favorable: **61%**

Q.4: Overall, how much do you feel like you belong at your school?



Favorable: **74%**



Teacher-Student Relationships

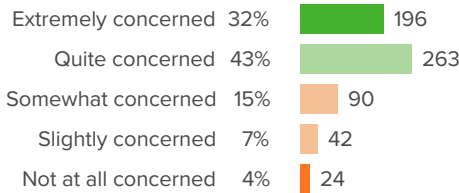
Your average

83%

617 responses

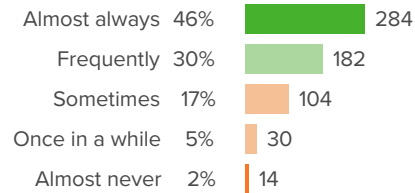
How did people respond?

Q.1: If you walked into class upset, how concerned would your teacher be?



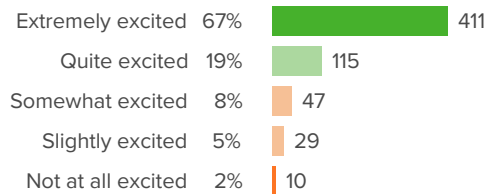
Favorable: **75%**

Q.2: When your teacher asks, "How are you?", how often do you feel that your teacher really wants to know your answer?



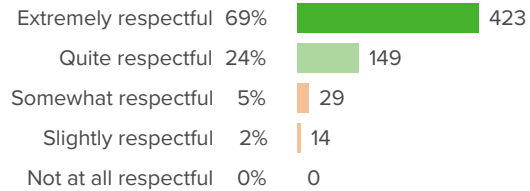
Favorable: **76%**

Q.3: How excited would you be to have your teacher again?



Favorable: **86%**

Q.4: How respectful is your teacher towards you?



Favorable: **93%**



Lebanon City Schools






Grades 5-12
Winter 2021



Report created by
Panorama Education



Summary

| Topic Description | Results | Benchmark |
|---|------------|---|
| <p>Cultural Awareness and Action</p> <p>How often students learn about, discuss, and confront issues of race, ethnicity, and culture in school</p> | 52% |  <p>20th - 39th percentile compared to others nationally</p> |
| <p>Diversity and Inclusion</p> <p>How diverse, integrated, and fair school is for students from different races, ethnicities, or cultures</p> | 66% |  <p>0th - 19th percentile compared to others nationally</p> |
| <p>School Climate</p> <p>Perceptions of the overall social and learning climate of the school.</p> | 55% |  <p>20th - 39th percentile compared to others nationally</p> |
| <p>Sense of Belonging</p> <p>How much students feel that they are valued members of the school community.</p> | 45% |  <p>20th - 39th percentile compared to others nationally</p> |
| <p>Teacher-Student Relationships</p> <p>How strong the social connection is between teachers and students within and beyond the classroom.</p> | 65% |  <p>40th - 59th percentile compared to others nationally</p> |

2,255 responses



Cultural Awareness and Action

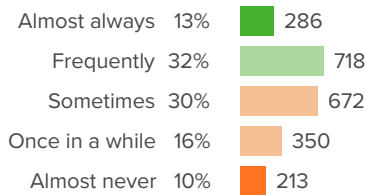
Your average

52%

2,255 responses

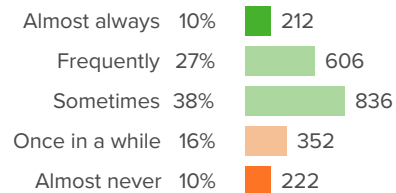
How did people respond?

Q.1: How often do teachers encourage you to learn about people from different races, ethnicities, or cultures?



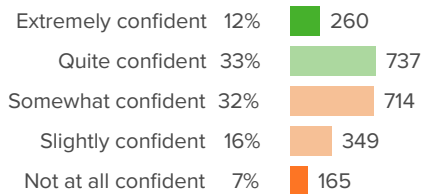
Favorable: **45%**

Q.2: How often do you think about what someone of a different race, ethnicity, or culture experiences?



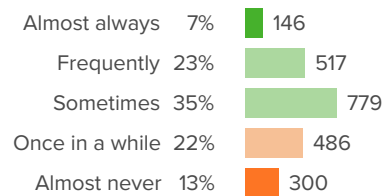
Favorable: **74%**

Q.3: How confident are you that students at your school can have honest conversations with each other about race?



Favorable: **45%**

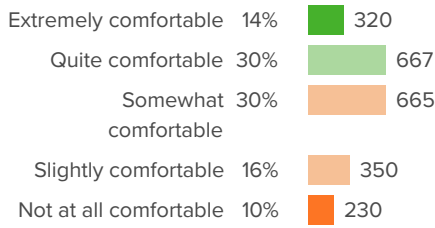
Q.4: At your school, how often are you encouraged to think more deeply about race-related topics?



Favorable: **65%**

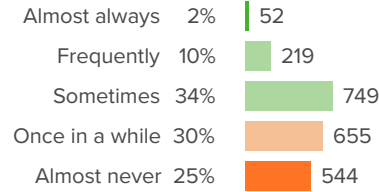


Q.5: How comfortable are you sharing your thoughts about race-related topics with other students at your school?



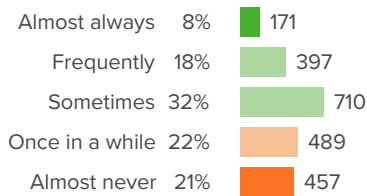
Favorable: **44%**

Q.6: How often do students at your school have important conversations about race, even when they might be uncomfortable?



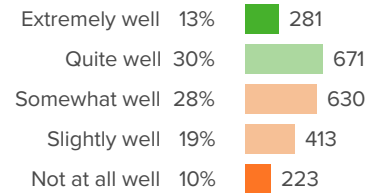
Favorable: **46%**

Q.7: When there are major news events related to race, how often do adults at your school talk about them with students?



Favorable: **57%**

Q.8: How well does your school help students speak out against racism?



Favorable: **43%**



Diversity and Inclusion

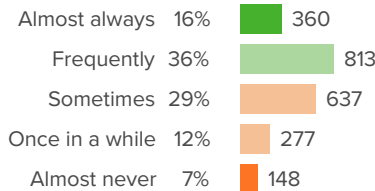
Your average

66%

2,255 responses

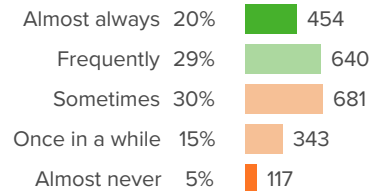
How did people respond?

Q.1: How often do you spend time at school with students from different races, ethnicities, or cultures?



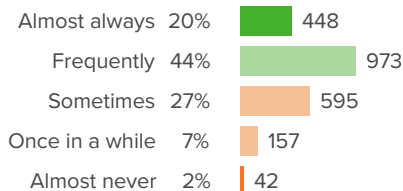
Favorable: **52%**

Q.2: How often do you have classes with students from different racial, ethnic, or cultural backgrounds?



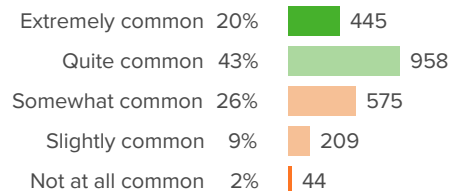
Favorable: **49%**

Q.3: At your school, how often do students from different races, ethnicities, or cultures hang out with each other?



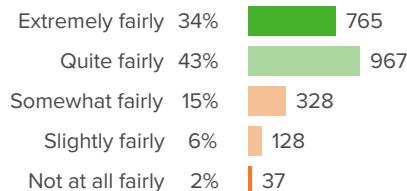
Favorable: **64%**

Q.4: At your school, how common is it for students to have close friends from different racial, ethnic, or cultural backgrounds?



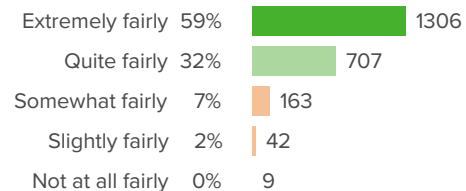
Favorable: **63%**

Q.5: How fairly do students at your school treat people from different races, ethnicities, or cultures?



Favorable: **78%**

Q.6: How fairly do adults at your school treat people from different races, ethnicities, or cultures?



Favorable: **90%**



School Climate

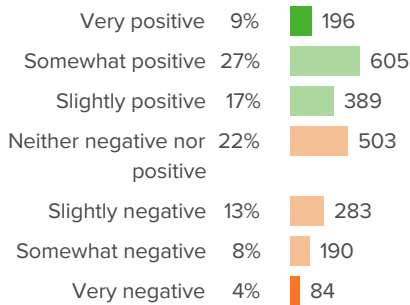
Your average

55%

2,255 responses

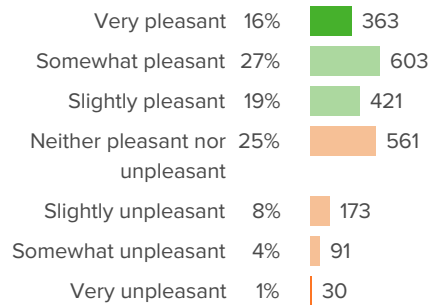
How did people respond?

Q.1: How positive or negative is the energy of the school?



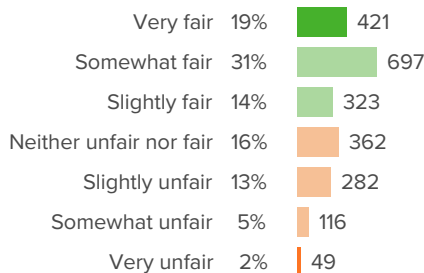
Favorable: **53%**

Q.2: How pleasant or unpleasant is the physical space at your school?



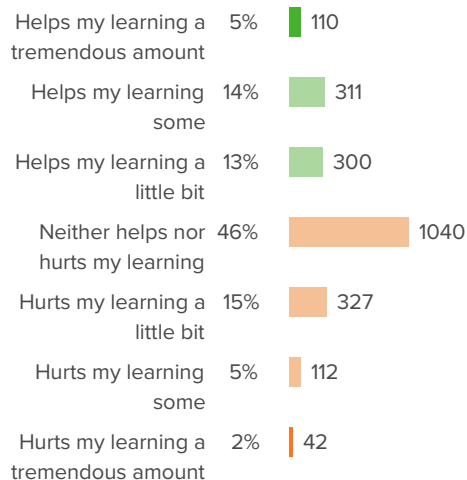
Favorable: **62%**

Q.3: How fair or unfair are the rules for the students at this school?



Favorable: **64%**

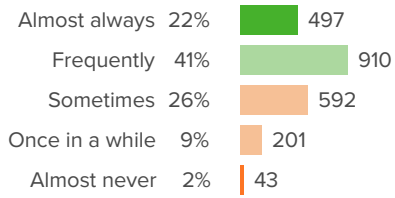
Q.4: At your school, how much does the behavior of other students hurt or help your learning?



Favorable: **32%**



Q.5: How often do your teachers seem excited to be teaching your classes?



Favorable: **63%**



Sense of Belonging

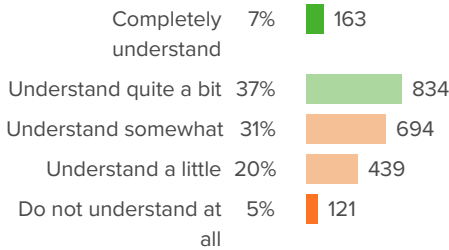
Your average

45%

2,255 responses

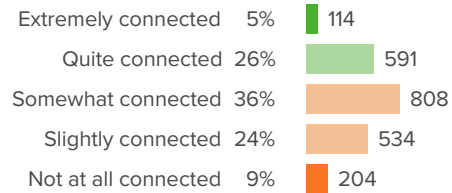
How did people respond?

Q.1: How well do people at your school understand you as a person?



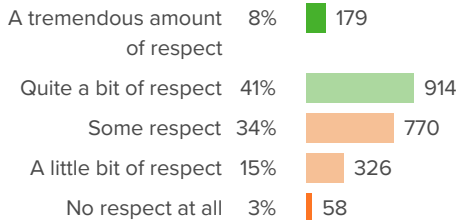
Favorable: **44%**

Q.2: How connected do you feel to the adults at your school?



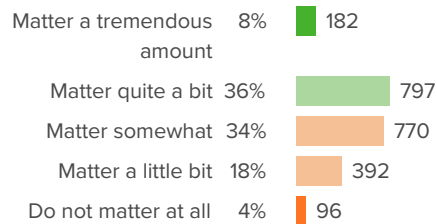
Favorable: **31%**

Q.3: How much respect do students in your school show you?



Favorable: **49%**

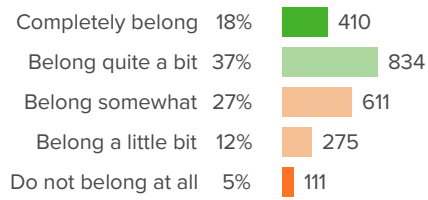
Q.4: How much do you matter to others at this school?



Favorable: **44%**



Q.5: Overall, how much do you feel like you belong at your school?



Favorable: **56%**



Teacher-Student Relationships

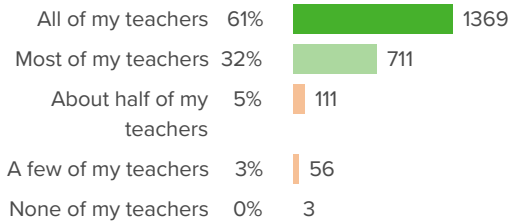
Your average

65%

2,255 responses

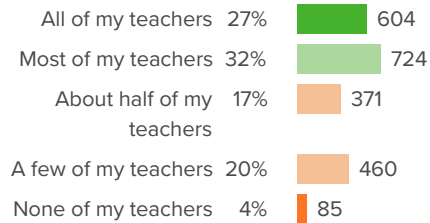
How did people respond?

Q.1: How many of your teachers are respectful towards you?



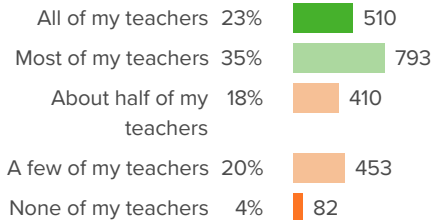
Favorable: **92%**

Q.2: If you walked into class upset, how many of your teachers would be concerned?



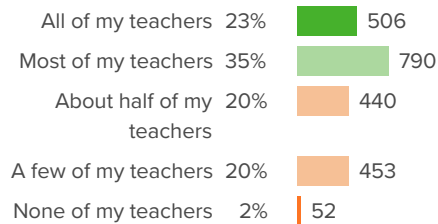
Favorable: **59%**

Q.3: If you came back to visit class three years from now, how many of your teachers would be excited to see you?



Favorable: **58%**

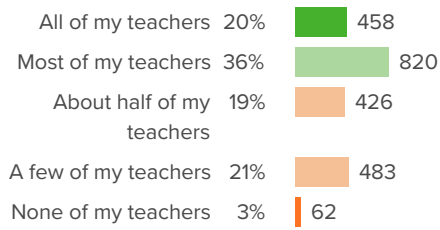
Q.4: When your teachers ask how you are doing, how many of them are really interested in your answer?



Favorable: **58%**



Q.5: How many of your teachers would you be excited to have again in the future?



Favorable: **57%**