

FY 2026
General Fund Analysis and
Treasurer's Monthly Reports
April 20, 2026



For the Month Ending
March 31, 2026

Prepared by:
Karen Ervin
Treasurer/CFO

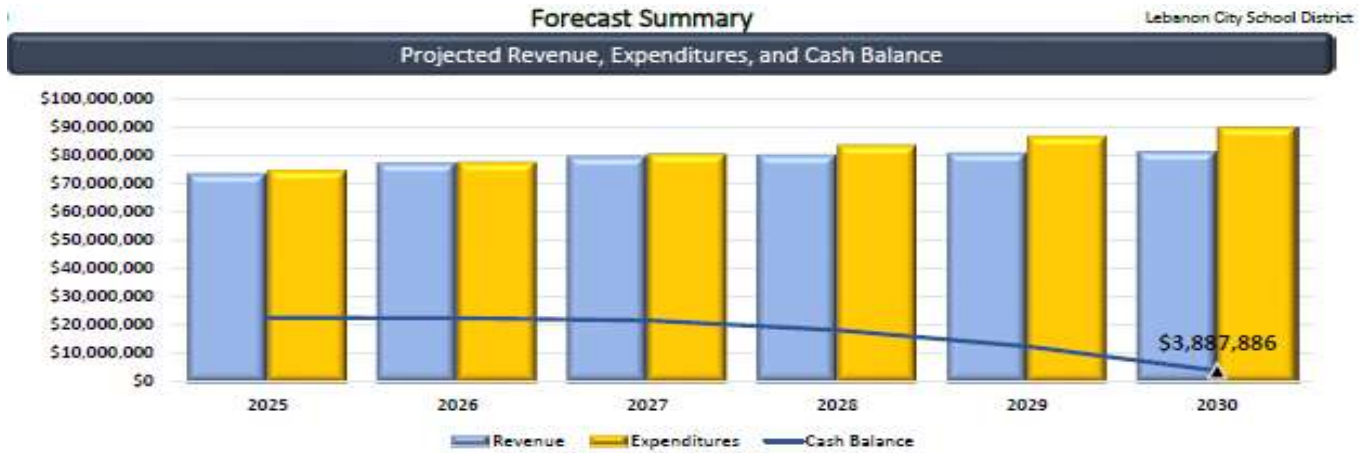
SECTION I

Financial Forecast (February 17, 2026)
General Fund Variance Analysis: Cash, Revenue, & Expenditure



Financial Forecast (FY 2026 - FY 2030)

LEBANON CITY SCHOOL DISTRICT – WARREN COUNTY



Financial Forecast Summary					
	Fiscal Year 2026	Fiscal Year 2027	Fiscal Year 2028	Fiscal Year 2029	Fiscal Year 2030
Beginning Balance (Line 7.010) <i>*Includes Renewal/New Levy Revenue, see Disclosures</i>	22,595,264	22,448,283	21,612,212	18,220,376	12,449,995
+ Revenue	76,906,127	79,132,464	79,666,608	80,378,015	80,850,437
- Expenditures	(77,053,108)	(79,968,535)	(83,058,444)	(86,148,396)	(89,412,546)
= Revenue Surplus or Deficit	(146,981)	(836,071)	(3,391,836)	(5,770,381)	(8,562,109)
Line 7.020 Ending Balance with Renewal/New Levies	22,448,283	21,612,212	18,220,376	12,449,995	3,887,886

COMPARISON OF CASH BALANCES

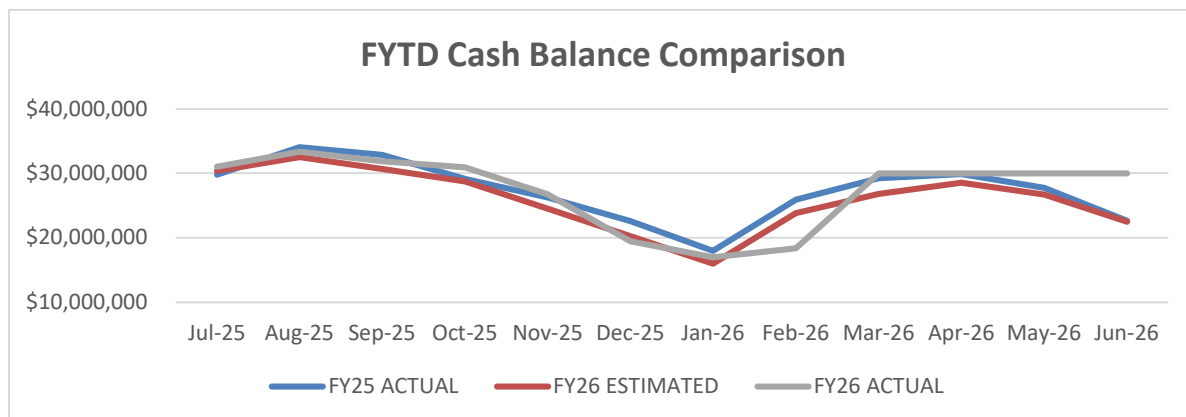
March 31, 2026

Actual Cash Balance		\$29,993,314
Estimated Cash Balance		\$26,778,997
Variance From Estimate	OVER	\$3,214,317
Percent Variance From Estimate	OVER	12.00%
Previous Year Cash Balance		\$29,221,539

Current Encumbrances		\$3,103,481
Current Unencumbered Cash Balance		\$26,889,833
Current Days of Operating Cash (based on Unencumbered Cash Balance)		127.38
Estimated Fiscal Year End Days of Operating Cash		106.34
Minimum General Fund Cash Balance Threshold per Fiscal Policy		36.50
Future Goal for General Fund Cash Balance per Fiscal Policy		120.00

DESCRIPTION: General Fund cash balance as projected on 5-year financial forecast. Actual cash balance to determine number of days of operating cash.

COMMENTS: Cash balance is trending higher than the forecast, primarily related to the timing of property tax payments.

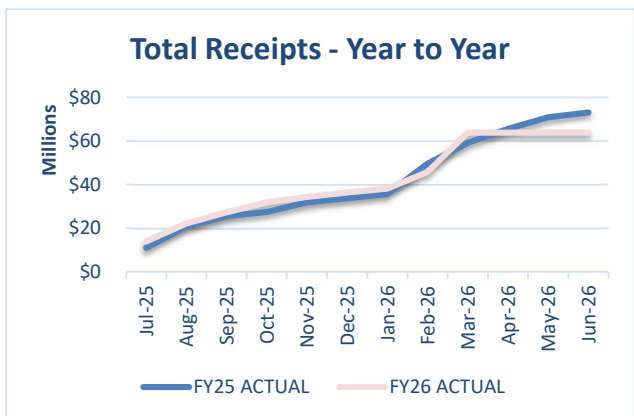
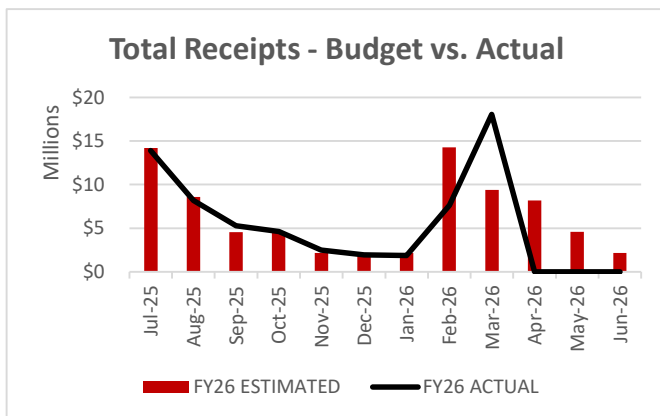


COMPARISON OF TOTAL RECEIPTS March 31, 2026

	Monthly	Fiscal Year 2026 Year-to-Date
Actual Receipts	\$18,055,481	\$63,835,837
Estimated Receipts	\$9,368,397	\$61,973,570
Variance From Estimate	OVER	OVER
	\$8,687,084	\$1,862,267
Variance From Estimate	OVER	OVER
	92.73%	3.00%
Actual Prior Year	\$9,490,757	\$59,094,598
Total Fiscal Year 2026 Estimate		\$76,906,134
Percent Of Total Estimate Received		83.00%
Percent Of Budget Year Completed	9 month(s)	75.00%

DESCRIPTION: This category consists of all General Fund revenues contained within this report.

COMMENTS: Total receipts are trending higher than the forecast, primarily related to the timing of property tax payments.

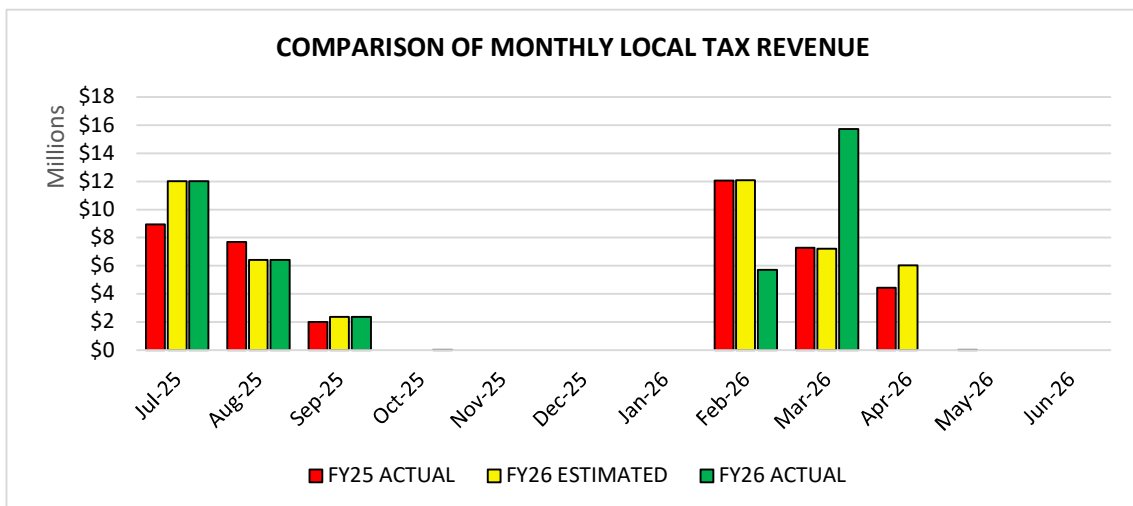


COMPARISON OF LOCAL TAXES March 31, 2026

	Monthly	Fiscal Year 2026 Year-to-Date
Actual Tax Receipts	\$15,735,000	\$42,256,907
Estimated Tax Receipts	\$7,200,000	\$40,118,000
Variance From Estimate	OVER	OVER
	\$8,535,000	\$2,138,907
Variance From Estimate	OVER	OVER
	118.54%	5.33%
Actual Prior Year	\$7,273,000	\$37,963,764
Total Fiscal Year 2026 Estimate		\$46,129,119
Percent Of Total Estimate Received		91.61%
Percent Of Budget Year Completed	9 month(s)	75.00%

DESCRIPTION: This category consists of real and personal property taxes. Real property taxes are received in September and April with advances being available the two months prior to settlement. Personal Property taxes are received in October and June.

COMMENTS: Total receipts are trending higher than the forecast due to a timing of the property tax payments from the County.

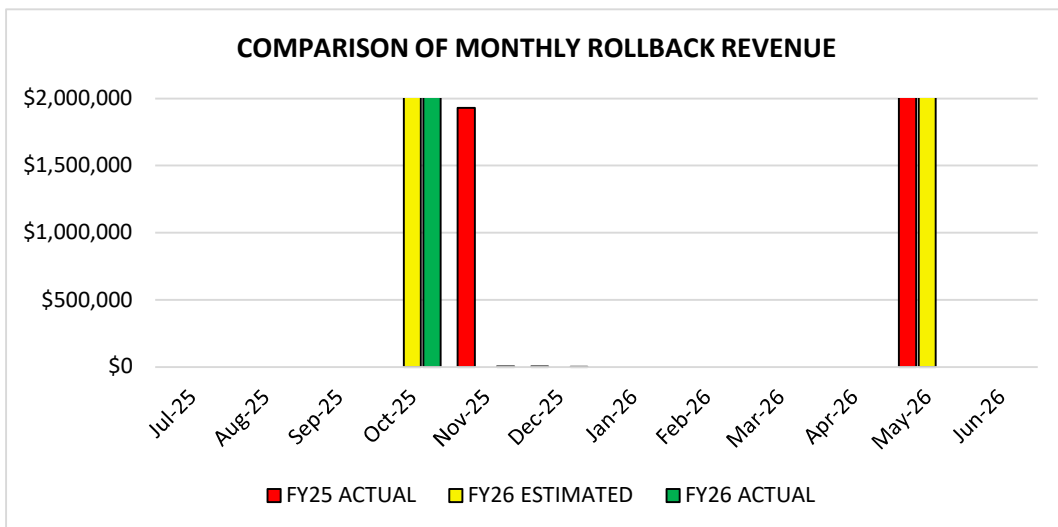


COMPARISON OF STATE ROLLEBACK March 31, 2026

	<u>Monthly</u>		<u>Fiscal Year 2026 Year-to-Date</u>	
Actual State Receipts		\$0		\$2,358,926
Estimated State Receipts		\$0		\$2,340,000
Variance From Estimate	OVER	\$0	OVER	\$18,926
Variance From Estimate	OVER	#DIV/0!	OVER	0.81%
Actual Prior Year		\$0		\$1,933,416
Total Fiscal Year 2026 Estimate				\$4,756,251
Percent Of Total Estimate Received				49.60%
Percent Of Budget Year Completed		9 month(s)		75.00%

DESCRIPTION: This category consists of homestead/rollback and \$10,000 exemptions received once for the \$10,000 exemption. Rollback is paid by the State of Ohio around November and May.

COMMENTS: Total receipts are trending in line with the forecast.

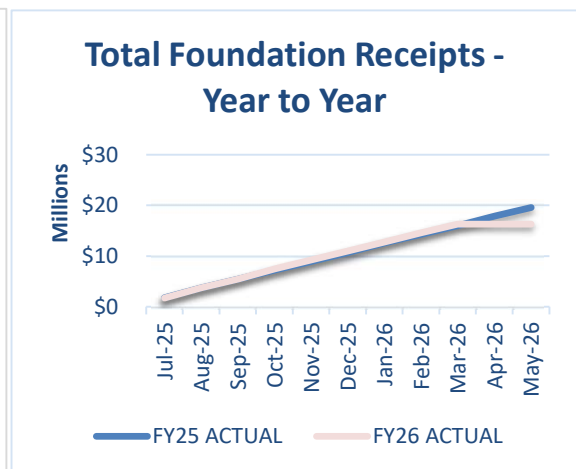
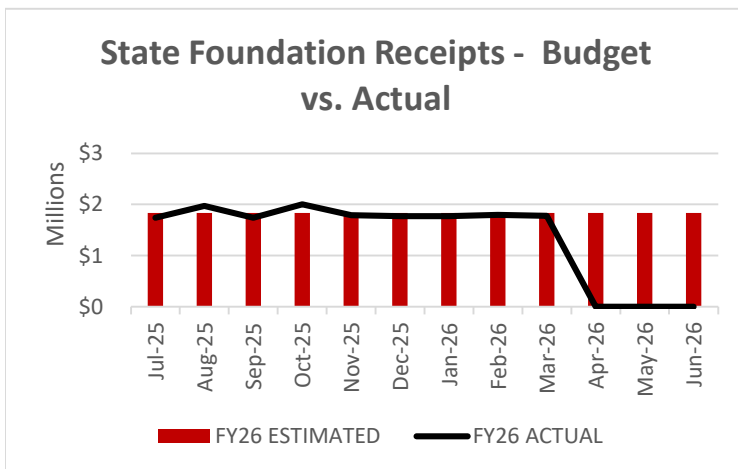


COMPARISON OF STATE FOUNDATION March 31, 2026

	<u>Monthly</u>	<u>Fiscal Year 2026 Year-to-Date</u>
Actual State Receipts	\$1,777,495	\$16,341,089
Estimated State Receipts	\$1,834,800	\$16,513,200
Variance From Estimate	UNDER (\$57,305)	UNDER (\$172,111)
Variance From Estimate	UNDER -3.12%	UNDER -1.04%
Actual Prior Year	\$1,722,616	\$15,998,842
Total Fiscal Year 2026 Estimate		\$22,017,604
Percent Of Total Estimate Received		74.22%
Percent Of Budget Year Completed	9 month(s)	75.00%

DESCRIPTION: This category consists of unrestricted and restricted state aid.

COMMENTS: Total receipts are trending in line with the forecast.



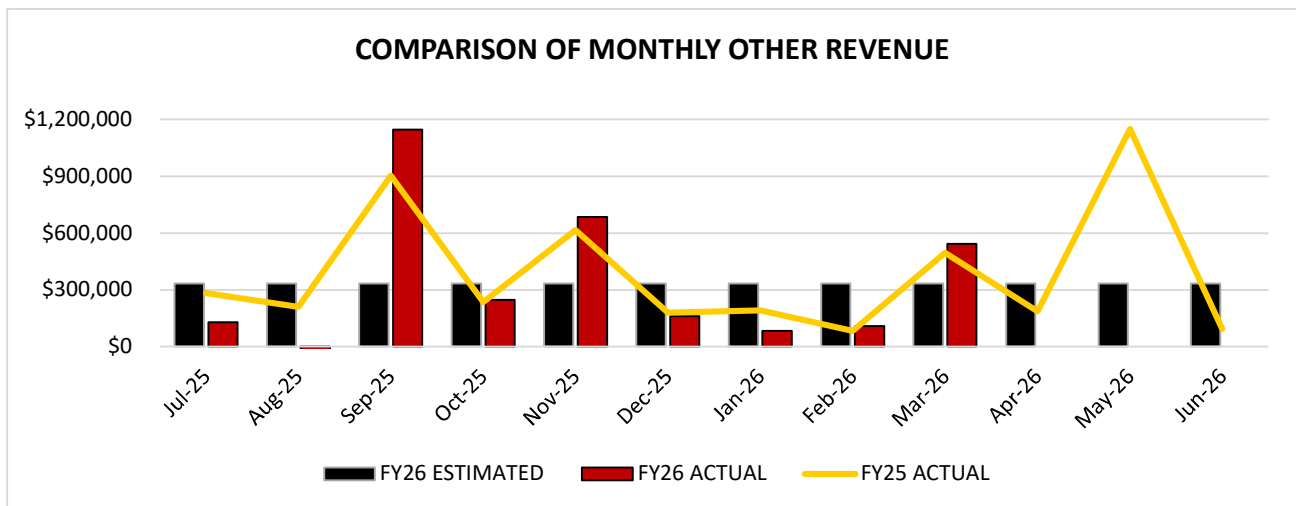
COMPARISON OF OTHER REVENUES

March 31, 2026

		Monthly		Fiscal Year 2026 Year-to-Date
Actual Other Receipts		\$542,986		\$2,878,914
Estimated Other Receipts		\$333,597		\$3,002,370
Variance From Estimate	OVER	\$209,389	UNDER	(\$123,456)
Variance From Estimate	OVER	62.77%	UNDER	-4.11%
Actual Prior Year		\$495,141		\$3,198,576
Total Fiscal Year 2026 Estimate				\$4,003,160
Percent Of Total Estimate Received				71.92%
Percent Of Budget Year Completed			9 month(s)	75.00%

DESCRIPTION: This category consists of advances-in, transfers-in, notes received, other state sources, tuition, rent, sale of assets, and other miscellaneous revenues.

COMMENTS: Total receipts are trending less than the forecast due to timing of economic development payments.

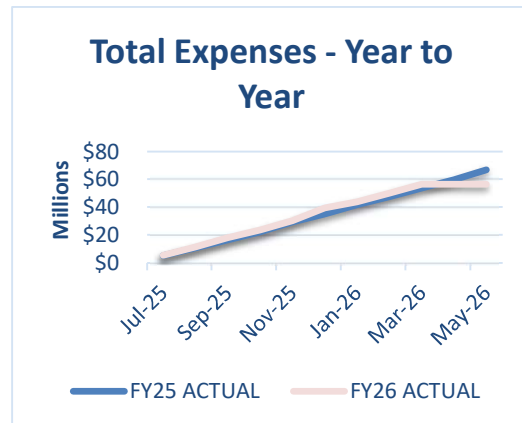
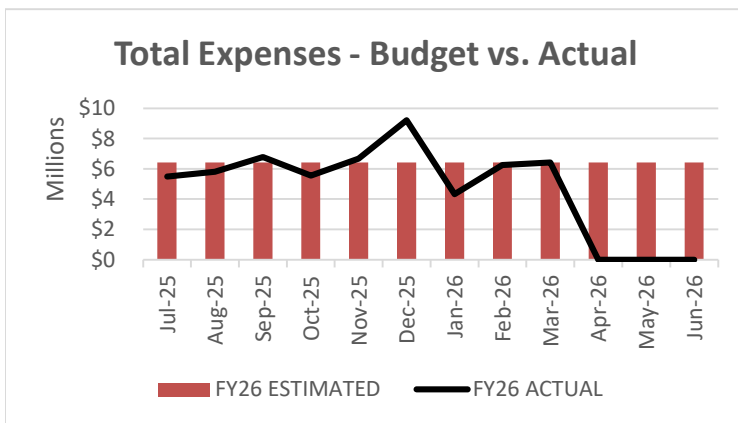


COMPARISON OF TOTAL EXPENDITURES March 31, 2026

	<u>Monthly</u>	<u>Fiscal Year 2026 Year-to-Date</u>
Actual Expenditures	\$6,412,841	\$56,437,787
Estimated Expenditures	\$6,421,093	\$57,789,837
Variance From Estimate	UNDER (\$8,252)	UNDER (\$1,352,050)
Variance From Estimate	UNDER -0.13%	UNDER -2.34%
Actual Prior Year	\$6,188,886	\$53,711,899
Total Fiscal Year 2026 Estimate		\$77,053,109
Percent Of Total Estimate Spent		73.25%
Percent Of Budget Year Completed	9 month(s)	75.00%

DESCRIPTION: This category consists of all expenditures contained within this report.

COMMENTS: FYTD expenditures are trending in line with the forecast.



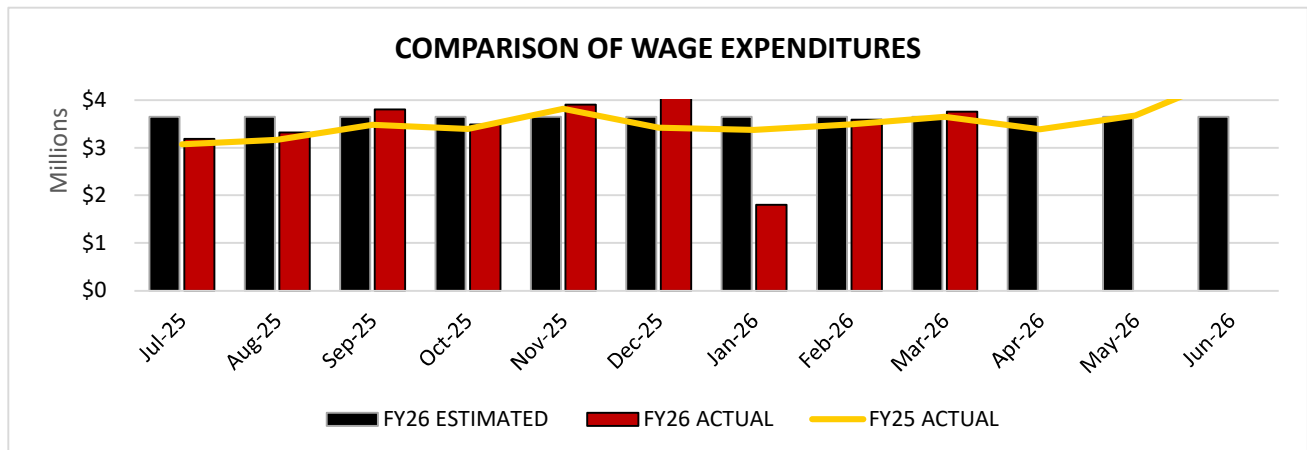
COMPARISON OF WAGE EXPENDITURES

March 31, 2026

		Monthly		Fiscal Year 2026 Year-to-Date
Actual Wage Expenditures		\$3,756,499		\$32,190,313
Estimated Wage Expenditures		\$3,651,668		\$32,865,012
Variance From Estimate	OVER	\$104,831	UNDER	(\$674,699)
Variance From Estimate	OVER	2.87%	UNDER	-2.05%
Actual Prior Year		\$3,647,871		\$30,871,040
Total Fiscal Year 2026 Estimate				\$43,820,016
Percent Of Total Estimate Spent				73.46%
Percent Of Budget Year Completed		9 month(s)		75.00%
Percent of Wage Expenditures to Revenues				50.43%
Percent of Wage Expenditures to Total Expenditures				57.04%
Total Percent of Wages & Fringes to Expenditures				80.21%

DESCRIPTION: This category consists of regular wages, substitute wages, and supplementals, etc.

COMMENTS: FYTD expenditures are trending in line with the forecast.



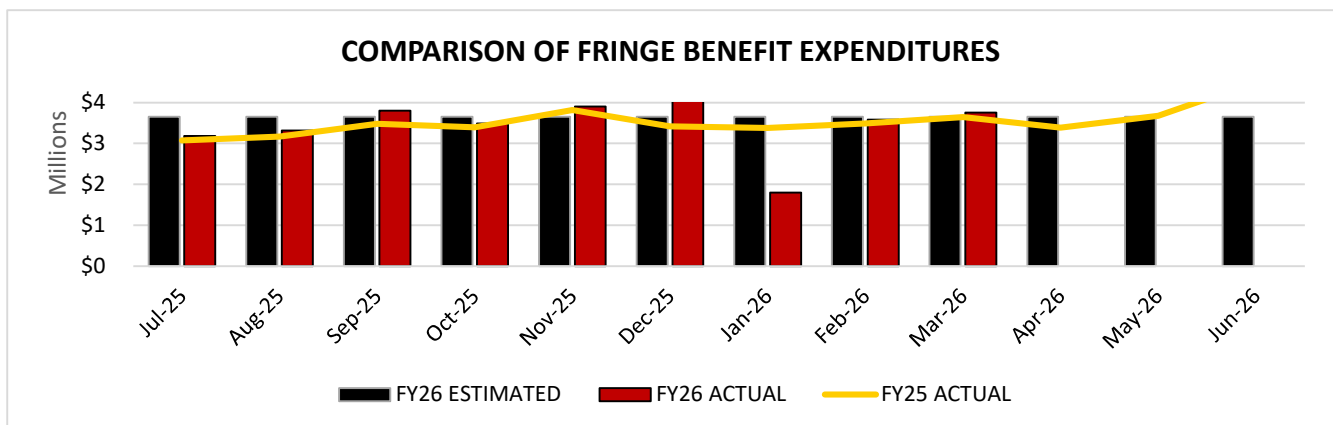
COMPARISON OF FRINGE BENEFIT EXPENDITURES

March 31, 2026

		<u>Monthly</u>		<u>Fiscal Year 2026 Year-to-Date</u>
Actual Fringe Benefit Expenditures		\$1,580,790		\$13,079,299
Estimated Fringe Benefit Expenditures		\$1,450,155		\$13,051,395
Variance From Estimate	OVER	\$130,635	OVER	\$27,904
Variance From Estimate	OVER	9.01%	OVER	0.21%
Actual Prior Year		\$1,340,064		\$12,297,206
Total Fiscal Year 2026 Estimate				\$17,401,865
Percent Of Total Estimate Spent				75.16%
Percent Of Budget Year Completed		9 month(s)		75.00%
Percent of Fringe Benefits to Revenues				20.49%
Total Percent of Wages & Fringes to Revenues				70.92%
Percent of Fringe Benefits to Total Expenditures				23.17%
Total Percent of Wages & Fringes to Expenditures				80.21%

DESCRIPTION: This category consists of employee insurance programs, retirement, Medicare, etc.

COMMENTS: FYTD expenditures are trending in line with the forecast.



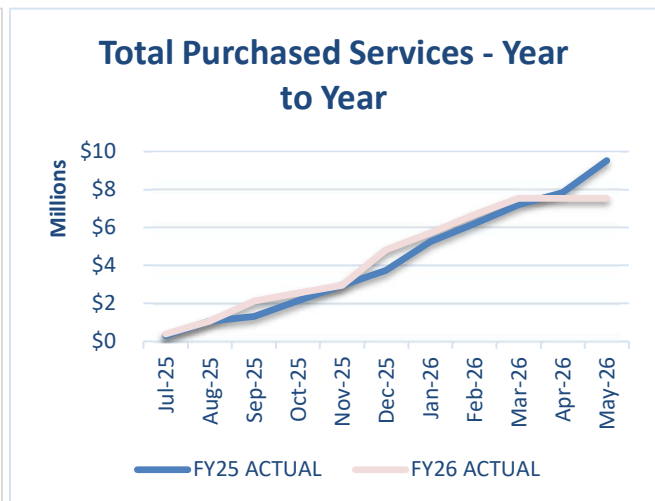
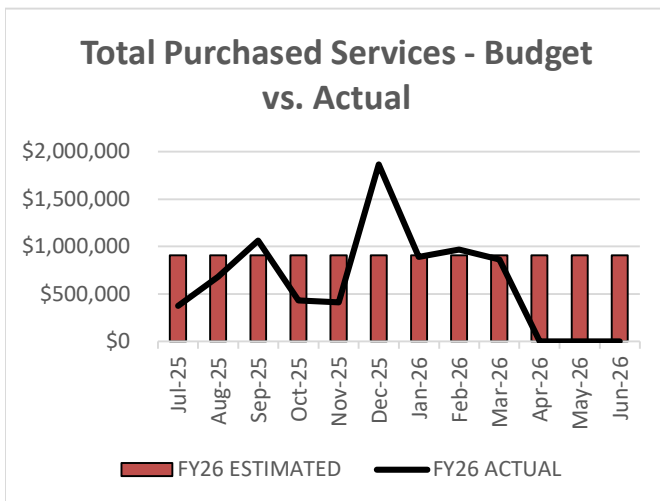
COMPARISON OF PURCHASED SERVICE EXPENDITURES

March 31, 2026

		<u>Monthly</u>		<u>Fiscal Year 2026 Year-to-Date</u>
Actual Service Expenditures		\$863,457		\$7,537,586
Estimated Service Expenditures		\$906,734		\$8,160,606
Variance From Estimate	UNDER	(\$43,277)	UNDER	(\$623,020)
Variance From Estimate	UNDER	-4.77%	UNDER	-7.63%
Actual Prior Year		\$988,544		\$7,186,131
Total Fiscal Year 2026 Estimate				\$10,880,803
Percent Of Total Estimate Spent				69.27%
Percent Of Budget Year Completed		9 month(s)		75.00%

DESCRIPTION: This category consists of contract services, utilities, lease purchase costs, repairs, etc.

COMMENTS: FYTD expenditures are trending less than the forecast. When evaluating the financial forecast and the actuals that are occurring, it did not seem appropriate to reduce the forecast. We will continue to monitor these variances for the remainder of the year.



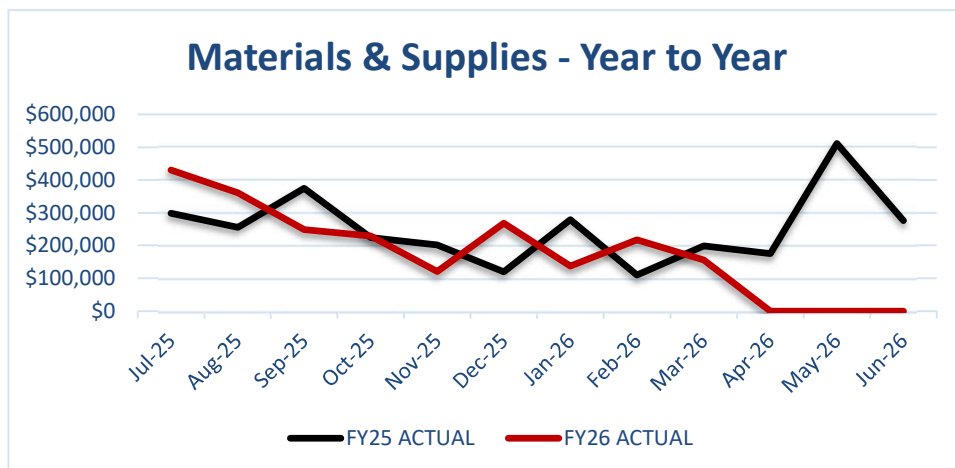
COMPARISON OF SUPPLIES & MATERIAL EXPENDITURES

March 31, 2026

		<u>Monthly</u>		<u>Fiscal Year 2026 Year-to-Date</u>
Actual Material Expenditures		\$156,196		\$2,169,006
Estimated Material Expenditures		\$254,266		\$2,288,394
Variance From Estimate	UNDER	(\$98,070)	UNDER	(\$119,388)
Variance From Estimate	UNDER	-38.57%	UNDER	-5.22%
Actual Prior Year		\$198,289		\$2,060,519
Total Fiscal Year 2026 Estimate				\$3,051,188
Percent Of Total Estimate Spent				71.09%
Percent Of Budget Year Completed			9 month(s)	75.00%

DESCRIPTION: This category consists of office supplies and instructional supplies.

COMMENTS: FYTD expenditures are trending less than the forecast. We will continue to monitor this item.



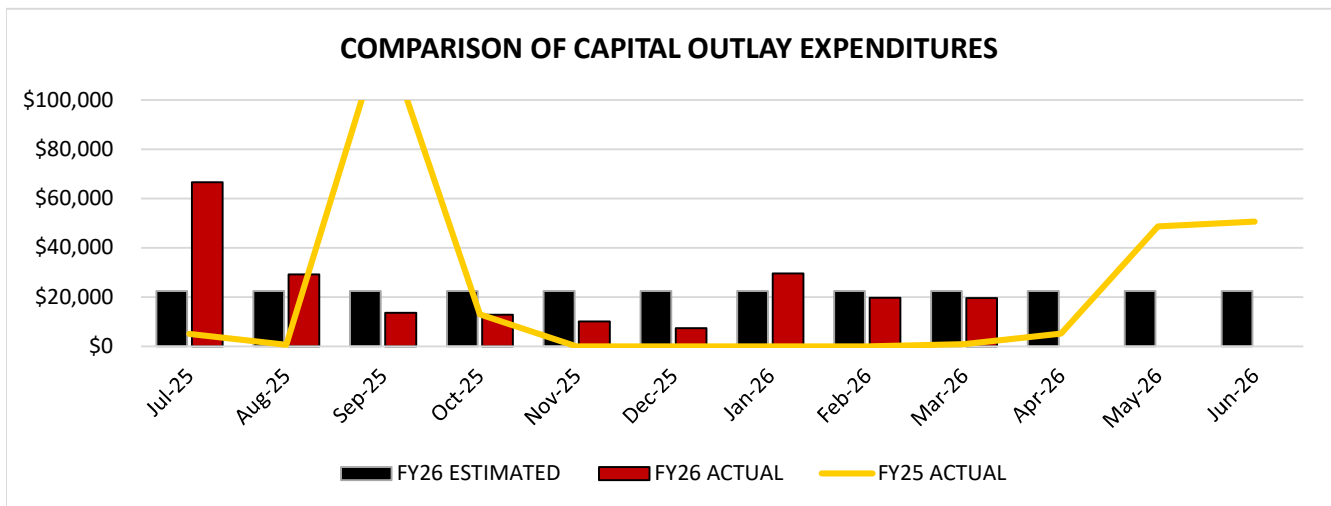
COMPARISON OF EQUIPMENT & CAPITAL EXPENDITURES

March 31, 2026

		<u>Monthly</u>		<u>Fiscal Year 2026 Year-to-Date</u>
Actual Equipment Expenditures		\$19,677		\$208,563
Estimated Equipment Expenditures		\$22,500		\$202,500
Variance From Estimate	UNDER	(\$2,823)	OVER	\$6,063
Variance From Estimate	UNDER	-12.55%	OVER	2.99%
Actual Prior Year		\$823		\$147,915
Total Fiscal Year 2026 Estimate				\$270,000
Percent Of Total Estimate Spent				77.25%
Percent Of Budget Year Completed			9 month(s)	75.00%

DESCRIPTION: This category consists of new and replacement equipment, and capital outlay.

COMMENTS: FYTD expenditures are trending in line with the forecast. Capital expenditures are dependent upon need, so costs tend to be inconsistent throughout the year.



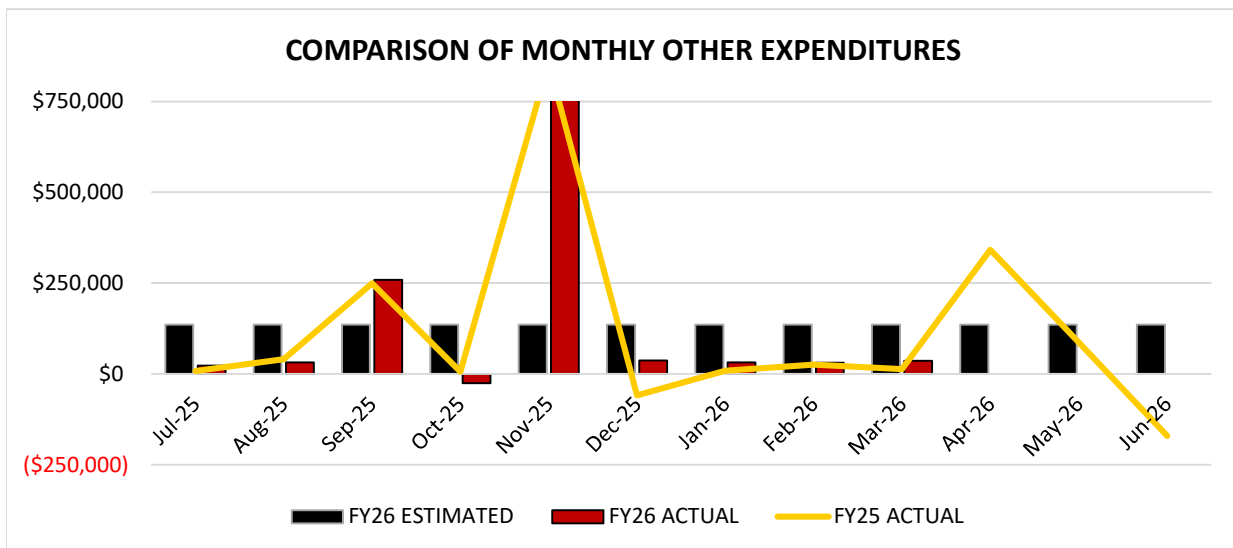
COMPARISON OF ALL OTHER EXPENDITURES

March 31, 2026

		Monthly		Fiscal Year 2026 Year-to-Date
Actual Other Expenditures		\$36,222		\$1,253,020
Estimated Other Expenditures		\$135,770		\$1,221,930
Variance From Estimate	UNDER	(\$99,548)	OVER	\$31,090
Variance From Estimate	UNDER	-73.32%	OVER	2.54%
Actual Prior Year		\$13,294		\$1,149,088
Total Fiscal Year 2026 Estimate				\$1,629,237
Percent Of Total Estimate Spent				76.91%
Percent Of Budget Year Completed			9 month(s)	75.00%

DESCRIPTION: This category consists of advances, transfers, contingencies, auditor/treasurer fees, county board deductions, etc.

COMMENTS: FYTD expenditures are trending in line with the forecast. This expenditure group is volatile and occurs randomly throughout the year.



SECTION II

Fiscal Policy



LEBANON CITY SCHOOL DISTRICT



Fiscal Policy

1. Structurally Balanced Budget

The annual Operating Budget will be structurally balanced throughout the budget process. Recurring revenues will equal or exceed recurring expenditures in both the proposed and adopted Operating Budgets. If a structural imbalance occurs, a plan will be developed by the Superintendent and Treasurer to bring the budget back into structural balance.

2. Report on How the Budget Is Balanced

The District Superintendent and Treasurer shall report to the Board on how the budget is balanced with a concise narrative, and if the budget is not in balance, the Superintendent and Treasurer will clearly delineate why and present a plan of options for corrective action within 90 days of the initial report.

3. Use of One-Time Resources

Once the General Fund budget is brought into structural balance, one-time resources such as proceeds from asset sales, debt refinancing, one-time grants, revenue windfalls, budget savings, and similar non-recurring revenues shall not be used for current or new operating expenses. Appropriate uses of one-time resources include establishing and rebuilding emergency and operating reserves, early retirement of debt, capital expenditures and other non-recurring expenditures.

4. Accounting and Financial Reporting

The District will conform to generally accepted accounting principles as promulgated by Government Account Standards Board (GASB) and the Government Finance Officers Association (GFOA). Reporting will include the following:

- **Interim Financial Reports:** The Treasurer will prepare monthly financial reports for the Board of Education that analyze and evaluate the District's financial performance based upon the District's spending plan which is a month by month breakdown of anticipated revenues and expenditures for the entire fiscal year.
- **Red Flag Exceptions:** The Treasurer shall advise the Board of Education of significant negative or positive financial information as soon as he or she becomes aware of it and assesses the impact of the financial information on the District's financial situation.

5. Grants

District Staff will identify, apply for and effectively administer federal, state, local and other grants, which address the District's priorities and policy objectives and provide a positive cost benefit to the District, as determined by the Superintendent or his/her designee.

6. Financial Planning

The District shall develop a long-range financial plan that forecasts General Fund expenditures and revenues, which will include three years of history and five years of projections. The long-range financial plan will be updated and filed with the State of Ohio before every May 31st and October 31st. As part of the budget process, the Treasurer will advise the Board of potential long-range positive and negative trends along with an executive summary of those trends. The long-range financial plan should include an analysis of such factors as:

- State Revenue and Expenditure Impacts
- Legislative Issues Passed and Pending
- Real Estate Development - Commercial and Residential
- Demographic Changes Effecting Student Population
- And Other Indicators Affecting Funding and Expenditures

7. General Obligation Debt Limits

In keeping with the policy of fiscal responsibility, the District will stay within the General Assemblies debt limitations of nine percent of its tax valuation, except where allowed by law.

8. Policy Annual Review

Each fiscal year, the District's Community Audit Advisory Committee (CAAC) will review/revise this policy and make recommendations to the Board of Education for adoption.

SECTION III

Cash Summary Report (all funds)
Disbursement Summary Report
Lebanon CSD Bank Reconciliation Report
Lebanon CSD Payroll Reconciliation Report
Lebanon CSD Investment Report
Lebanon CSD Interest Earnings Report



Lebanon City School District
General Fund Cash Balance Reserve Policy

Adopted: March 23, 2026

Reviewed: March 18, 2026

Purpose

The Board of Education of the Lebanon City Schools (the “District”) recognizes the necessity of maintaining adequate cash reserves in the General Fund to ensure operational stability, protect educational programs, and support long-term strategic goals. This policy sets forth the District’s approach to establishing, maintaining, and managing its cash balance reserve.

Definitions

- *True Cash Days*: The number of days the District could continue operations without additional revenues, calculated as:
$$\text{Ending cash balance} \div (\text{Annual operating expenditures} \div 365)$$

(Transfers may be included as predictable financing sources)
- *Operating Expenditures*: For purposes of this policy, means the annual total of expenditures in the General Fund (excluding major capital outlays and other non-routine items), as determined by the Treasurer.
- *Unencumbered and Unreserved Cash Balance*: The portion of the General Fund balance that is not legally committed or reserved for specific purposes and is available for general operational use.

Policy Statement

The Board believes that maintaining a cash reserve at the end of the fiscal year in the General Fund equivalent to no less than 90 True Cash Days (approximately 25% of annual operating expenditures) provides a prudent financial cushion and contributes to long-term fiscal health of the District. Because personnel costs make up the majority of our budget, maintaining this level of cash balance ensures continuity of operations and protects our classrooms from disruption.

The Board also recognizes that excessively large cash balances may indicate under-investment in students, facilities, or strategic initiatives. Therefore, the Board sets an upper guideline of 180 True Cash Days (approximately 50% of annual operating expenditures) above which alternative uses of funds should be considered.

The Treasurer shall monitor the District’s cash balance on a monthly basis and report to the Board annually (along with the Financial Forecast) on the current and projected True Cash Days.

If forecasted True Cash Days fall below the minimum target or exceed the maximum target in any of the years of the District’s Financial Forecast, the Treasurer and Superintendent shall notify the Board in writing and collaborate to create a recommended plan to restore the balance

within target parameters. Such plan will be presented to the Board for review and approval if formal action is needed.

- Actions to address **shortfalls** may include, but are not limited to: delaying non-essential expenditures, exploring alternative revenue sources, reviewing staffing/contractual commitments, or advancing levy planning.
- Actions to address **excessive balances** may include, but are not limited to: planning for strategic investments (capital, technology, programs, staffing) that align with the District's strategic plan and do not reduce the balance below the minimum target.

This policy shall be reviewed by the Board at least every five years, or sooner if significant operational, financial or legislative changes occur.

Implementation

The Treasurer shall incorporate this policy into the annual budget and forecast process, and ensure disclosures and commentary in board-level financial reports.

Staff shall be made aware of the policy via internal communications and included in regular financial briefings.

Adoption

This policy was adopted by the Board of Education of the Lebanon City Schools at its meeting held on March 23, 2026.

LEBANON CITY SCHOOL DISTRICT

Cash Summary Report

Full Account Code	Description	Initial Cash	MTD Received	FYTD Received	MTD Expended	FYTD Expended	Fund Balance	Encumbrance	Unencumbered Balance
001-0000	General Fund	\$ 22,595,238.75	\$ 18,055,480.65	\$ 63,835,836.82	\$ 6,412,841.31	\$ 56,497,416.72	\$ 29,933,658.85	\$ 3,103,480.98	\$ 26,830,177.87
001-9800	Summer School	25.05	0.00	0.00	0.00	25.05	0.00	0.00	0.00
002-0000	Debt Retirement Fund	10,499,305.14	15,867.11	2,363,218.33	153,125.00	4,123,078.30	8,739,445.17	0.00	8,739,445.17
003-9008	Lebanon Athletic Facilities Improvements	155,435.26	1,735.73	44,626.82	0.00	8,109.41	191,952.67	0.00	191,952.67
003-9099	Capital Projects Fund	1,200,414.79	2,887,014.13	5,249,308.21	2,933,746.16	4,152,616.01	2,297,106.99	1,153,705.97	1,143,401.02
004-9000	Building Fund	47,847.84	88.97	1,157.27	0.00	0.00	49,005.11	0.00	49,005.11
004-9001	Energy Conservation Fund	9,994.32	0.00	0.00	0.00	0.00	9,994.32	0.00	9,994.32
004-9002	2013 Building Fund LFI	324,393.01	0.00	0.00	0.00	0.00	324,393.01	0.00	324,393.01
004-9003	Building Fund/LFI Interest	6,270.35	590.03	7,764.93	0.00	0.00	14,035.28	0.00	14,035.28
006-0000	Child Nutrition Fund	591,857.72	208,143.42	1,451,186.86	238,290.83	1,634,508.83	408,535.75	330,808.12	77,727.63
007-9003	Lebanon CSD Administration Scholarship Fund	1,868.53	10.20	739.21	0.00	0.00	2,607.74	0.00	2,607.74
007-9006	Dennis Barr Jeffery Memorial Scholarship Fund	330.67	2.13	214.34	0.00	0.00	545.01	0.00	545.01
007-9007	Audrey Aileen Kite Scholarship Fund	140,154.82	569.52	5,442.92	0.00	0.00	145,597.74	0.00	145,597.74
007-9009	Jarod Bennett Memorial Fund	637.17	2.59	24.75	0.00	0.00	661.92	0.00	661.92
007-9013	Donald L. Palmer Scholarship Fund	8,313.32	33.78	322.84	0.00	0.00	8,636.16	0.00	8,636.16
007-9016	Unclaimed Monies Fund	40,788.68	0.00	4,070.41	0.00	0.00	44,859.09	0.00	44,859.09
007-9017	Diversity and Achievement Scholarship	575.35	2.34	22.34	0.00	0.00	597.69	0.00	597.69
007-9019	Gloria Taylor Memorial Scholarship	11,594.59	47.12	450.27	0.00	0.00	12,044.86	0.00	12,044.86
007-9020	Misc. Scholarships	0.00	0.00	1,000.00	0.00	0.00	1,000.00	0.00	1,000.00
007-9021	LCS Board Scholarship Fund	8.66	502.00	502.31	0.00	0.00	510.97	0.00	510.97
007-9022	Pepsi Scholarship Fund	0.00	0.00	1,200.00	0.00	0.00	1,200.00	0.00	1,200.00
007-9100	Molly McCool Memorial Scholarship Fund	254.01	1.03	9.87	0.00	0.00	263.88	0.00	263.88
007-9101	Rosalee Satchell/Domino's Pizza Scholar. Fund	7,273.31	29.56	282.45	0.00	0.00	7,555.76	0.00	7,555.76
008-0000	Louisa Jurey Wright Scholarship Fund	16,166.18	53.00	496.93	0.00	0.00	16,663.11	0.00	16,663.11
008-9001	Michael Rourke Scholarship Fund	3,821.88	12.53	117.47	0.00	0.00	3,939.35	0.00	3,939.35
008-9002	Friends of Academics Scholarship Fund	105,431.12	1,148.24	4,043.40	0.00	0.00	109,474.52	0.00	109,474.52
008-9004	Ron LeFeber Memorial Scholarship Fund	5,899.83	20.41	516.13	0.00	0.00	6,415.96	0.00	6,415.96
009-9004	LJHS USS Fund	28,899.24	1,653.40	40,705.81	0.00	42,623.65	26,981.40	2,032.86	24,948.54
009-9005	LHS USS Fund	224,657.58	15,424.47	190,984.57	13,783.72	174,766.09	240,876.06	73,260.52	167,615.54
009-9006	Bowman USS Fund	7,956.53	751.50	37,498.88	168.41	36,444.87	9,010.54	684.53	8,326.01
009-9007	Berry USS Fund	836.30	1,021.75	23,310.50	0.00	20,444.11	3,702.69	878.32	2,824.37
009-9008	Donovan USS Fund	27,026.82	965.00	27,074.35	405.09	22,803.13	31,298.04	550.94	30,747.10

LEBANON CITY SCHOOL DISTRICT

Cash Summary Report

Full Account Code	Description	Initial Cash	MTD Received	FYTD Received	MTD Expended	FYTD Expended	Fund Balance	Encumbrance	Unencumbered Balance
009-9009	Art USS Fund	\$ 4,380.45	\$ 1,615.50	\$ 32,181.00	\$ 5,056.41	\$ 10,480.37	\$ 26,081.08	\$ 2,664.48	\$ 23,416.60
009-9010	Math Grades 6-8 USS	4,591.50	374.00	3,268.25	0.00	0.00	7,859.75	0.00	7,859.75
009-9011	Virtual Learning Supplies	7,543.10	0.00	0.00	0.00	0.00	7,543.10	0.00	7,543.10
009-9025	LHS Marching Band USS Fund	0.00	12,550.00	12,550.00	0.00	0.00	12,550.00	0.00	12,550.00
010-9000	Classroom Facilities Project State Share	(56,051.62)	0.00	0.00	0.00	16,728.91	(72,780.53)	138,240.93	(211,021.46)
010-9001	Classroom Facilities Project Local Share	288,777.99	0.00	0.00	0.00	9,239.59	279,538.40	76,069.79	203,468.61
010-9900	Classroom Facilities State Share/Interest	333,253.65	0.00	0.00	0.00	0.00	333,253.65	0.00	333,253.65
010-9901	Classroom Facilities Local Share/Interest	1,780,236.44	508.45	6,691.26	0.00	0.00	1,786,927.70	0.00	1,786,927.70
018-9000	LJHS Neediest Kids of All	116.74	0.00	400.00	0.00	398.53	118.21	0.00	118.21
018-9001	Bowman Neediest Kids of All	29.98	0.00	2,000.00	229.70	982.78	1,047.20	28.08	1,019.12
018-9002	LJHS Morning Market	6,747.06	81.00	996.00	91.38	958.87	6,784.19	267.44	6,516.75
018-9003	Donovan Neediest Kids of All	133.61	0.00	1,000.00	0.00	0.00	1,133.61	800.00	333.61
018-9005	Berry Neediest Kids of All	85.08	0.00	1,000.00	80.10	885.70	199.38	199.38	0.00
018-9007	LJHS Teachers' Lounge	885.45	0.00	0.00	46.94	244.72	640.73	153.06	487.67
018-9009	LHS Media Center Fund	1,897.09	49.00	307.00	0.00	0.00	2,204.09	0.00	2,204.09
018-9010	Transportation Dept's Lounge	590.33	67.65	307.76	0.00	0.00	898.09	0.00	898.09
018-9011	Donovan Media Center	6,521.59	55.00	429.99	0.00	0.00	6,951.58	31.76	6,919.82
018-9013	Bowman Media Center	12,738.40	49.50	394.00	0.00	0.00	13,132.40	0.00	13,132.40
018-9015	LJHS Building Fund	13,344.20	3,127.52	8,126.01	0.00	3,225.70	18,244.51	737.35	17,507.16
018-9019	Donovan Building Fund	1,015.13	1,972.62	17,558.38	0.00	8,106.61	10,466.90	6,080.00	4,386.90
018-9021	Bowman Building Fund - Student	57,080.89	37.35	28,335.82	72.92	13,980.51	71,436.20	65,770.25	5,665.95
018-9023	Berry Building Fund	11,792.43	29.85	6,495.50	674.44	15,086.12	3,201.81	689.77	2,512.04
018-9024	LHS Building Fund	9,737.99	693.28	4,948.19	0.00	5,503.49	9,182.69	2,795.58	6,387.11
018-9025	LHS Bridges	3,180.62	0.00	2,270.00	0.00	1,146.38	4,304.24	353.62	3,950.62
018-9027	LJHS Media Center	806.57	58.00	275.49	0.00	0.00	1,082.06	0.00	1,082.06
018-9028	Berry Media Center	4,339.14	0.00	290.96	0.00	0.00	4,630.10	0.00	4,630.10
018-9031	LJHS - Washington DC Trip	1,984.87	75.00	5,267.10	3,115.19	5,272.61	1,979.36	404.59	1,574.77
018-9032	LJHS Counselors - PBIS Program	933.22	220.11	5,495.11	84.41	1,936.12	4,492.21	419.72	4,072.49
018-9033	Bowman Student Assistance Fund	4,050.66	0.00	0.00	0.00	0.00	4,050.66	0.00	4,050.66
018-9034	Warrior Assistance Fund	2,673.08	0.00	2,925.00	0.00	1,099.90	4,498.18	0.00	4,498.18
018-9035	Technology Repair Fund	20,535.70	1,157.24	9,649.22	0.00	0.00	30,184.92	0.00	30,184.92
018-9036	Bowman Unplug & Play Fund	613.70	0.00	1,808.39	0.00	1,490.57	931.52	870.00	61.52
018-9037	Berry Unplug & Play Fund	0.00	0.00	732.71	0.00	0.00	732.71	120.00	612.71
019-9002	Making Middle Schools Work Grant	315.00	0.00	0.00	0.00	0.00	315.00	0.00	315.00
019-9006	Warren County Board of Dev Disabilites Grant	0.00	0.00	50,000.00	5,498.19	33,504.44	16,495.56	0.00	16,495.56
019-9013	Martha Holden Jennings Grant -	4,811.25	0.00	0.00	0.00	0.00	4,811.25	0.00	4,811.25

LEBANON CITY SCHOOL DISTRICT

Cash Summary Report

Full Account Code	Description	Initial Cash	MTD Received	FYTD Received	MTD Expended	FYTD Expended	Fund Balance	Encumbrance	Unencumbered Balance
	McAndrews								
019-9014	Morning Movers Grant	\$ 73.33	\$ 0.00	\$ 2,000.00	\$ 0.00	\$ 1,481.30	\$ 592.03	\$ 0.00	\$ 592.03
019-9016	FUSE Grant - Donovan	4,400.00	0.00	0.00	0.00	0.00	4,400.00	0.00	4,400.00
019-9022	Hope Squad, Suicide Prevention Grant	283.39	0.00	0.00	0.00	283.39	0.00	0.00	0.00
019-9027	High Schools That Work Mini Grant - LJHS	625.03	0.00	0.00	0.00	0.00	625.03	0.00	625.03
019-9028	Learning Links Grant - Career Tech	1,296.00	0.00	0.00	0.00	0.00	1,296.00	0.00	1,296.00
019-9029	High Schools That Work Mini Grant - LHS	1,000.00	0.00	0.00	0.00	0.00	1,000.00	0.00	1,000.00
019-9031	Pilot/Flying J STEM Grant	0.00	0.00	10,000.00	0.00	9,562.83	437.17	0.00	437.17
019-9032	ID Project Grant	0.00	0.00	8,800.00	0.00	0.00	8,800.00	0.00	8,800.00
019-9033	Greater Cincinnati Foundation Grant - Bowman Sensory Room	0.00	0.00	1,986.00	0.00	1,743.43	242.57	38.55	204.02
019-9034	Super U! Challenge Grant - Donovan	0.00	0.00	1,450.00	0.00	0.00	1,450.00	0.00	1,450.00
022-9000	Girls Volleyball OHSAA Tournament Fund	2,811.00	0.00	2,315.00	0.00	5,126.00	0.00	0.00	0.00
022-9001	Boys Soccer OHSAA Tournament Fund	0.00	0.00	1,038.00	0.00	1,038.00	0.00	0.00	0.00
022-9002	Girls Soccer OHSAA Tournament Fund	0.00	0.00	1,450.00	0.00	1,450.00	0.00	0.00	0.00
022-9004	Wrestling OHSAA Tournament Fund	0.00	1,525.00	1,525.00	0.00	0.00	1,525.00	0.00	1,525.00
022-9005	Baseball OHSAA Tournament Fund	1,342.00	0.00	0.00	0.00	1,342.00	0.00	0.00	0.00
022-9006	Softball OHSAA Tournament Fund	562.00	0.00	0.00	0.00	562.00	0.00	0.00	0.00
022-9007	Football OHSAA Tournament Fund	0.00	0.00	2,609.00	0.00	2,609.00	0.00	0.00	0.00
022-9008	Girls Lacrosse OHSAA Tournament Fund	457.00	0.00	0.00	0.00	457.00	0.00	0.00	0.00
034-0000	Classroom Facilities Maintenance .5 Mill	810,353.12	1,758.29	250,722.51	8,027.37	92,624.98	968,450.65	42,534.10	925,916.55
200-9000	Junior Council on World Affairs	1,339.06	0.00	0.00	0.00	0.00	1,339.06	0.00	1,339.06
200-9001	LHS Art & Portfolio Club	164.94	0.00	0.00	0.00	0.00	164.94	0.00	164.94
200-9003	LHS Drama Club	10,044.88	486.00	1,486.00	0.00	3,849.36	7,681.52	7,600.00	81.52
200-9004	LHS French Club	362.22	0.00	0.00	0.00	0.00	362.22	200.00	162.22
200-9005	LHS Spanish Club	748.08	0.00	0.00	0.00	0.00	748.08	0.00	748.08
200-9006	LHS FCCLA	9,531.39	0.00	1,734.85	0.00	385.96	10,880.28	2,542.10	8,338.18
200-9007	LHS FBLA	5,394.92	0.00	12,554.00	658.16	12,401.66	5,547.26	541.84	5,005.42
200-9008	LHS National Honor Society	4,002.07	0.00	1,566.00	0.00	1,522.30	4,045.77	487.42	3,558.35
200-9011	LHS Recording Club	646.89	0.00	0.00	0.00	0.00	646.89	0.00	646.89
200-9012	AFJROTC	3,631.46	145.00	1,551.95	97.95	2,662.79	2,520.62	179.56	2,341.06

As Of Period: 03/31/2026

LEBANON CITY SCHOOL DISTRICT

Cash Summary Report

Full Account Code	Description	Initial Cash	MTD Received	FYTD Received	MTD Expended	FYTD Expended	Fund Balance	Encumbrance	Unencumbered Balance
200-9013	LJHS Student Council	\$ 8,596.07	\$ 0.00	\$ 0.00	\$ 0.00	\$ 0.00	\$ 8,596.07	\$ 0.00	\$ 8,596.07
200-9016	LHS Student Council	44,530.30	4,680.00	36,439.16	459.85	29,331.91	51,637.55	25,231.13	26,406.42
200-9017	LJHS Warrior Pride Yearbook	18,421.85	0.00	0.00	0.00	4,101.23	14,320.62	298.77	14,021.85
200-9025	LHS Key Club	1,938.26	0.00	555.00	0.00	390.00	2,103.26	30.00	2,073.26
200-9027	LHS Outdoor Adventure Club	1,900.62	0.00	0.00	0.00	0.00	1,900.62	0.00	1,900.62
200-9029	LHS Yearbook	31,603.86	0.00	5,090.00	0.00	5.00	36,688.86	13,892.62	22,796.24
200-9030	LJHS Spear Club	1,411.01	0.00	0.00	0.00	0.00	1,411.01	0.00	1,411.01
200-9032	LHS Ecology Club	393.22	0.00	0.00	0.00	0.00	393.22	0.00	393.22
200-9035	LJHS Drama Club	27,934.74	0.00	5,866.88	0.00	7,079.93	26,721.69	0.00	26,721.69
200-9037	LJHS Renaissance Academic Success	0.00	0.00	291.80	0.00	291.80	0.00	0.00	0.00
200-9038	LHS Intramurals	210.27	0.00	0.00	0.00	0.00	210.27	0.00	210.27
200-9040	LHS Daylight Prom	2,596.77	0.00	0.00	0.00	0.00	2,596.77	0.00	2,596.77
200-9045	LJHS Science Club	536.85	0.00	0.00	0.00	0.00	536.85	0.00	536.85
200-9046	LHS Gender Sexuality Alliance (GSA)	887.10	0.00	0.00	0.00	0.00	887.10	0.00	887.10
200-9047	LJHS Builders' Club	22.50	0.00	0.00	0.00	0.00	22.50	0.00	22.50
200-9050	LJHS Pop Culture Club	247.86	0.00	0.00	0.00	0.00	247.86	0.00	247.86
200-9051	LHS Beverage Cart	824.29	81.00	1,666.00	110.91	566.39	1,923.90	33.61	1,890.29
200-9054	LHS Hope Squad	1,463.81	0.00	1,000.00	586.08	586.08	1,877.73	226.03	1,651.70
200-9055	LJHS WarZone	568.30	0.00	0.00	0.00	0.00	568.30	0.00	568.30
200-9056	LHS Class of 2024	3,671.82	0.00	0.00	0.00	0.00	3,671.82	0.00	3,671.82
200-9057	LHS Class of 2025	1,991.94	0.00	0.00	1,991.94	1,991.94	0.00	0.00	0.00
200-9058	Berry Student Council	422.40	0.00	0.00	0.00	0.00	422.40	0.00	422.40
200-9059	LHS Class of 2026	4,412.40	0.00	0.00	213.06	374.74	4,037.66	2,324.26	1,713.40
200-9060	LHS Maroon Makers	60.00	0.00	0.00	0.00	0.00	60.00	0.00	60.00
200-9061	LHS Class of 2027	1,086.05	0.00	2,500.00	0.00	247.12	3,338.93	52.88	3,286.05
200-9062	LHS Class of 2028	1,065.59	0.00	1,580.00	0.00	810.00	1,835.59	0.00	1,835.59
200-9063	LHS Business Academy	330.87	0.00	1,518.40	0.00	977.06	872.21	110.02	762.19
200-9064	LHS Class of 2029	0.00	1,991.94	1,991.94	123.55	614.77	1,377.17	208.78	1,168.39
300-9401	Varsity Winter Guard	3,581.94	0.00	15,600.00	1,000.00	13,088.85	6,093.09	187.00	5,906.09
300-9402	Junior Varsity Winter Guard	3,171.14	0.00	9,045.00	870.00	5,216.50	6,999.64	0.00	6,999.64
300-9404	LHS Drumline	7,207.55	0.00	9,450.00	0.00	8,944.82	7,712.73	145.18	7,567.55
300-9406	Orchestra	8,888.77	0.00	9,632.00	3,099.27	7,090.03	11,430.74	194.89	11,235.85
300-9500	LHS Athletic Department	0.00	8,493.37	308,515.55	26,043.00	274,574.55	33,941.00	41,910.12	(7,969.12)
300-9505	LHS Captain's Council	419.16	0.00	0.00	0.00	0.00	419.16	0.00	419.16
300-9506	Boys Club Volleyball	7,698.15	0.00	0.00	0.00	3,444.47	4,253.68	250.00	4,003.68
300-9513	Indoor Track & Field	1,422.45	140.00	3,760.00	0.00	4,652.98	529.47	0.00	529.47
300-9514	LJHS Athletic Department	0.00	1,157.00	31,696.20	725.89	28,656.99	3,039.21	4,119.11	(1,079.90)
300-9517	LHS Warrior Stack	16,156.61	2,025.00	2,025.00	3,964.45	7,166.45	11,015.16	0.00	11,015.16
300-9993	LHS Baseball Team - Historical	7,450.39	3,682.23	15,813.46	6,449.00	15,037.79	8,226.06	454.51	7,771.55

LEBANON CITY SCHOOL DISTRICT

Cash Summary Report

Full Account Code	Description	Initial Cash	MTD Received	FYTD Received	MTD Expended	FYTD Expended	Fund Balance	Encumbrance	Unencumbered Balance
401-9024	Society St. Francis Auxiliary Services FY24	\$ 3,483.13	\$ 0.00	\$ 0.00	\$ 0.00	\$ 3,483.13	\$ 0.00	\$ 0.00	\$ 0.00
401-9025	St. Francis Auxiliary Services FY25	14,573.96	0.00	0.00	0.00	14,573.96	0.00	0.00	0.00
401-9026	St. Francis Auxiliary Services FY26	0.00	169.76	179,643.38	26,515.40	86,138.71	93,504.67	4,593.23	88,911.44
401-9124	Lebanon United Methodist Kindergarten FY24	393.46	0.00	0.00	0.00	393.46	0.00	0.00	0.00
401-9125	Lebanon United Methodist Kindergarten FY25	4,729.07	0.00	0.00	0.00	4,729.07	0.00	0.00	0.00
401-9126	Lebanon United Methodist Kindergarten FY26	0.00	20.68	12,001.34	80.95	612.97	11,388.37	300.00	11,088.37
401-9224	Lebanon Christian Auxiliary Services FY24	33,618.52	0.00	0.00	0.00	33,618.52	0.00	0.00	0.00
401-9225	Lebanon Christian Auxiliary Services FY25	86,523.90	0.00	0.00	0.00	86,523.90	0.00	0.00	0.00
401-9226	Lebanon Christian Auxiliary Services FY26	0.00	300.57	446,360.53	34,898.07	280,807.78	165,552.75	37,828.38	127,724.37
451-9024	FY 24 Network Subsidy	5.24	0.00	0.00	0.00	5.08	0.16	0.00	0.16
451-9025	FY 25 Network Subsidy	1,122.70	0.00	0.00	0.00	1,120.86	1.84	0.00	1.84
451-9026	FY 26 Network Subsidy	0.00	0.00	5,000.00	0.00	0.00	5,000.00	0.00	5,000.00
467-9020	Student Wellness and Success Fund	6.81	0.00	0.00	0.00	6.81	0.00	0.00	0.00
499-9026	School Safety Grant BWC FY 26	0.00	0.00	33,213.75	33,213.75	33,213.75	0.00	0.00	0.00
499-9126	Parent Mentor Grant FY 26	0.00	3,649.94	17,003.50	2,435.98	18,217.46	(1,213.96)	0.00	(1,213.96)
499-9225	Skills Trainer Project Grant FY25	1,753.46	0.00	0.00	1,753.46	1,753.46	0.00	0.00	0.00
499-9424	OH Attorney General School Law Enfor Technology Grant FY24	30,000.00	0.00	0.00	0.00	0.00	30,000.00	0.00	30,000.00
499-9525	OH AG School Safety Grant FY25	62,279.74	0.00	0.00	0.00	61,549.16	730.58	730.58	0.00
499-9526	OH AG School Safety Grant FY26	0.00	0.00	61,764.69	0.00	4,208.84	57,555.85	57,555.85	0.00
499-9626	ServeOhio FCCLA Grant FY26	0.00	0.00	3,000.00	0.00	0.00	3,000.00	0.00	3,000.00
499-9726	OH School Bus Safety Grant FY26	0.00	0.00	0.00	0.00	0.00	0.00	151,476.00	(151,476.00)
516-9025	IDEA, Part B FY 25	(190,486.55)	0.00	365,400.40	0.00	174,913.85	0.00	0.00	0.00
516-9026	IDEA, Part B FY 26	0.00	162,085.65	783,140.42	116,121.23	854,051.29	(70,910.87)	10,441.57	(81,352.44)
536-9025	Title I Supplemental School Impr - Stimulus A	(96,957.19)	0.00	96,957.19	0.00	0.00	0.00	0.00	0.00
551-9025	Title III, LEP FY 25	(1,569.64)	10,835.59	14,099.79	0.00	12,530.15	0.00	0.00	0.00
551-9026	Title III, LEP FY 26	0.00	0.00	14,200.00	25.49	14,225.49	(25.49)	474.51	(500.00)
572-9025	Title I FY 25	(20,517.74)	0.00	66,425.97	32,660.91	45,908.23	0.00	0.00	0.00
572-9026	Title I FY 26	0.00	6,092.58	289,901.04	(89,633.09)	602,346.42	(312,445.38)	5,279.14	(317,724.52)
572-9125	Expanding Opportunities Grant FY25	(42,843.48)	0.00	42,843.48	0.00	0.00	0.00	0.00	0.00
584-9025	Title IV-A Student Support & Acad. Enrich.	6,767.68	0.00	1,776.71	(1,798.98)	8,544.39	0.00	0.00	0.00

LEBANON CITY SCHOOL DISTRICT

Cash Summary Report

Full Account Code	Description	Initial Cash	MTD Received	FYTD Received	MTD Expended	FYTD Expended	Fund Balance	Encumbrance	Unencumbered Balance
584-9026	Title IV-A Student Support & Acad. Enrich.	\$ 0.00	\$ 7,299.38	\$ 8,226.11	\$ 1,905.30	\$ 8,332.43	\$ (106.32)	\$ 2,116.29	\$ (2,222.61)
584-9124	Title IV-A Stronger Connections Grant	(9,000.00)	0.00	9,000.00	0.00	0.00	0.00	0.00	0.00
587-9025	IDEA, Early Childhood Education FY 25	0.00	0.00	241.19	0.00	241.19	0.00	0.00	0.00
587-9026	IDEA, Early Childhood Education FY 26	0.00	7,844.17	30,913.32	0.00	30,913.32	0.00	0.00	0.00
590-9025	TITLE II-A FY 25	0.00	0.00	33,890.86	0.00	33,890.86	0.00	0.00	0.00
590-9026	Title II-A FY 26	0.00	0.00	43,714.15	0.00	43,714.15	0.00	0.00	0.00
Grand Total		\$ 39,549,044.87	\$ 21,438,354.83	\$ 76,823,374.65	\$ 9,979,909.15	\$ 69,858,020.18	\$ 46,514,399.34	\$ 5,376,686.07	\$ 41,137,713.27

Start Date: 3/1/26

End Date: 3/31/26

LEBANON CITY SCHOOL DISTRICT

Disbursement Summary Report

Reference Number	Check Number	Type	Date	Name	Vendor #	Status	Reconcile Date	Void Date	Amount
57581	0	ACCOUNTS_PAYA BLE	3/6/2026	INTERSTATE BILLING SERVICE INC	805667	OUTSTANDING			\$ 2,881,545.00
57467	198981	ACCOUNTS_PAYA BLE	3/3/2026	LEBANON LAROSA'S	120178	RECONCILED	3/31/2026		112.43
57476	198982	ACCOUNTS_PAYA BLE	3/4/2026	STOERMER- ANDERSON INC	191920	RECONCILED	3/31/2026		2,152.30
57549	198983	ACCOUNTS_PAYA BLE	3/5/2026	AMERICAN FIDELITY ASSURANCE CO	10617	RECONCILED	3/31/2026		810.00
57536	198984	ACCOUNTS_PAYA BLE	3/5/2026	BICKFORD; HEATHER	20488	RECONCILED	3/31/2026		20.77
57545	198985	ACCOUNTS_PAYA BLE	3/5/2026	BLICK ART MATERIALS	20520	RECONCILED	3/31/2026		2,198.91
57502	198986	ACCOUNTS_PAYA BLE	3/5/2026	BSN SPORTS , LLC	20920	RECONCILED	3/31/2026		2,999.28
57568	198987	ACCOUNTS_PAYA BLE	3/5/2026	BROOKS; MARGARET JO	20992	RECONCILED	3/31/2026		13.15
57539	198988	ACCOUNTS_PAYA BLE	3/5/2026	CDW GOVERNMENT INC.	30015	RECONCILED	3/31/2026		1,372.73
57533	198989	ACCOUNTS_PAYA BLE	3/5/2026	CALLAHAN; RANDY	30048	RECONCILED	3/31/2026		24.65
57484	198990	ACCOUNTS_PAYA BLE	3/5/2026	CHAMBERLIN: PAULA	30470	RECONCILED	3/31/2026		23.84
57574	198991	ACCOUNTS_PAYA BLE	3/5/2026	CONNOR ELECTRIC CO.	31230	RECONCILED	3/31/2026		350.00
57508	198992	ACCOUNTS_PAYA BLE	3/5/2026	U.S. BANK	50555	RECONCILED	3/31/2026		506.59
57558	198993	ACCOUNTS_PAYA BLE	3/5/2026	ENNIS BRITTON CO, LPA	50660	RECONCILED	3/31/2026		1,888.00
57548	198994	ACCOUNTS_PAYA BLE	3/5/2026	HAND2MIND INC.	50749	RECONCILED	3/31/2026		284.74
57504	198995	ACCOUNTS_PAYA BLE	3/5/2026	GORDON FOOD SERVICE	70449	RECONCILED	3/31/2026		9,598.70
57496	198996	ACCOUNTS_PAYA BLE	3/5/2026	HAHN; RACHEL	80000	RECONCILED	3/31/2026		484.22
57486	198997	ACCOUNTS_PAYA BLE	3/5/2026	HAMILTON COUNTY ESC	80138	RECONCILED	3/31/2026		39,410.00
57483	198998	ACCOUNTS_PAYA BLE	3/5/2026	KROGER CO.	110545	RECONCILED	3/31/2026		316.44
57501	198999	ACCOUNTS_PAYA BLE	3/5/2026	LEBANON HIGH SCHOOL	120630	OUTSTANDING			50.59
57487	199000	ACCOUNTS_PAYA BLE	3/5/2026	CONNER; LAURA	130074	RECONCILED	3/31/2026		45.74
57485	199001	ACCOUNTS_PAYA BLE	3/5/2026	KAREN MILLS	131296	RECONCILED	3/31/2026		24.52
57566	199002	ACCOUNTS_PAYA	3/5/2026	MODERN OFFICE	131480	RECONCILED	3/31/2026		850.17

Start Date: 3/1/26

End Date: 3/31/26

LEBANON CITY SCHOOL DISTRICT

Disbursement Summary Report

Reference Number	Check Number	Type	Date	Name	Vendor #	Status	Reconcile Date	Void Date	Amount
		BLE		METHODS					
57577	199003	ACCOUNTS_PAYA	3/5/2026	MONTGOMERY	131520	RECONCILED	3/31/2026		\$ 2,500.00
		BLE		COUNTY					
57507	199004	ACCOUNTS_PAYA	3/5/2026	ONE STOP	150447	RECONCILED	3/31/2026		923.76
		BLE		PRINTING					
57524	199005	ACCOUNTS_PAYA	3/5/2026	PRIEST;	160659	RECONCILED	3/31/2026		38.97
		BLE		KATHLEEN					
57552	199006	ACCOUNTS_PAYA	3/5/2026	KONE INC.	160960	RECONCILED	3/31/2026		1,785.84
		BLE							
57503	199007	ACCOUNTS_PAYA	3/5/2026	JANIS RYDALCH	180840	RECONCILED	3/31/2026		57.75
		BLE							
57553	199008	ACCOUNTS_PAYA	3/5/2026	SCHOOL HEALTH	190388	RECONCILED	3/31/2026		358.42
		BLE		CORPORATION					
57570	199009	ACCOUNTS_PAYA	3/5/2026	SHAKER RUN	190700	RECONCILED	3/31/2026		3,902.17
		BLE		GOLF CLUB					
57477	199010	ACCOUNTS_PAYA	3/5/2026	TROPHY AWARDS	200559	RECONCILED	3/31/2026		221.64
		BLE							
57521	199011	ACCOUNTS_PAYA	3/5/2026	VERTICAL	220162	RECONCILED	3/31/2026		218.36
		BLE		SYSTEMS					
				ELEVATOR					
57510	199012	ACCOUNTS_PAYA	3/5/2026	WARREN	230196	RECONCILED	3/31/2026		7,354.00
		BLE		COUNTY ESC					
57525	199013	ACCOUNTS_PAYA	3/5/2026	TREASURER OF	520037	RECONCILED	3/31/2026		420.00
		BLE		STATE					
57567	199014	ACCOUNTS_PAYA	3/5/2026	BUSKIRK; ROBYN	610032	RECONCILED	3/31/2026		92.70
		BLE							
57572	199015	ACCOUNTS_PAYA	3/5/2026	CALVERT; HEIDI	801868	RECONCILED	3/31/2026		49.33
		BLE							
57489	199016	ACCOUNTS_PAYA	3/5/2026	PRO-ED INC.	801957	RECONCILED	3/31/2026		544.00
		BLE							
57527	199017	ACCOUNTS_PAYA	3/5/2026	B&H PHOTO-	802150	RECONCILED	3/31/2026		316.76
		BLE		VIDEO					
57547	199018	ACCOUNTS_PAYA	3/5/2026	TEAM FITZ	802261	RECONCILED	3/31/2026		116.00
		BLE		GRAPHICS LLC					
57569	199019	ACCOUNTS_PAYA	3/5/2026	MATTHEW	802477	RECONCILED	3/31/2026		1,214.31
		BLE		BENDER & CO.					
				INC.					
57565	199020	ACCOUNTS_PAYA	3/5/2026	Ace Hardware	802545	RECONCILED	3/31/2026		71.98
		BLE		W.C.					
57509	199021	ACCOUNTS_PAYA	3/5/2026	ATRIUM	802725	RECONCILED	3/31/2026		1,677.50
		BLE		MEDICAL					
				CENTER					
57495	199022	ACCOUNTS_PAYA	3/5/2026	KLOSTERMAN	803558	RECONCILED	3/31/2026		974.65
		BLE		BAKING					
				COMPANY					
57559	199023	ACCOUNTS_PAYA	3/5/2026	TARR, LAUREN	803572	RECONCILED	3/31/2026		78.42
		BLE							
57498	199024	ACCOUNTS_PAYA	3/5/2026	BRIAN PATRICK	803721	VOID		3/11/2026	390.00

Start Date: 3/1/26

End Date: 3/31/26

LEBANON CITY SCHOOL DISTRICT

Disbursement Summary Report

Reference Number	Check Number	Type	Date	Name	Vendor #	Status	Reconcile Date	Void Date	Amount
		BLE		DUNPHY					
57575	199025	ACCOUNTS_PAYA	3/5/2026	CARTAYA, EMILY	803944	RECONCILED	3/31/2026		\$ 4.93
		BLE							
57497	199026	ACCOUNTS_PAYA	3/5/2026	W.R. HACKETT, INC.	804035	RECONCILED	3/31/2026		6,710.68
		BLE							
57573	199027	ACCOUNTS_PAYA	3/5/2026	AIRGAS USA LLC	804036	RECONCILED	3/31/2026		369.93
		BLE							
57543	199028	ACCOUNTS_PAYA	3/5/2026	FOLEY, KRISTA	804186	RECONCILED	3/31/2026		20.20
		BLE							
57482	199029	ACCOUNTS_PAYA	3/5/2026	BUTLER CO. ESC	804648	RECONCILED	3/31/2026		2,235.00
		BLE							
57530	199030	ACCOUNTS_PAYA	3/5/2026	CLARKE POWER SERVICES; INC	804658	RECONCILED	3/31/2026		2,818.36
		BLE							
57576	199031	ACCOUNTS_PAYA	3/5/2026	GRAINGER	804685	RECONCILED	3/31/2026		331.94
		BLE							
57500	199032	ACCOUNTS_PAYA	3/5/2026	HERSHEY CREAMERY COMPANY	804945	RECONCILED	3/31/2026		875.52
		BLE							
57560	199033	ACCOUNTS_PAYA	3/5/2026	ROTELLO; ALISHA	804961	RECONCILED	3/31/2026		18.90
		BLE							
57523	199034	ACCOUNTS_PAYA	3/5/2026	INTERSTATE BILLING SERVICE INC	805667	RECONCILED	3/31/2026		886.46
		BLE							
57516	199035	ACCOUNTS_PAYA	3/5/2026	MARSH; JENNIFER	805710	RECONCILED	3/31/2026		22.08
		BLE							
57561	199036	ACCOUNTS_PAYA	3/5/2026	NYE; TARA	806488	RECONCILED	3/31/2026		96.73
		BLE							
57544	199037	ACCOUNTS_PAYA	3/5/2026	GRALER; MARGO	806489	RECONCILED	3/31/2026		24.11
		BLE							
57571	199038	ACCOUNTS_PAYA	3/5/2026	FRANK; ANNA	806490	RECONCILED	3/31/2026		42.48
		BLE							
57478	199039	ACCOUNTS_PAYA	3/5/2026	HODGES; KRISTEN	806523	RECONCILED	3/31/2026		27.71
		BLE							
57532	199040	ACCOUNTS_PAYA	3/5/2026	REBER, KIM	806648	RECONCILED	3/31/2026		51.19
		BLE							
57499	199041	ACCOUNTS_PAYA	3/5/2026	MIL-BAR PLASTICS INC.	806826	RECONCILED	3/31/2026		97.95
		BLE							
57481	199042	ACCOUNTS_PAYA	3/5/2026	CASEY WOOD	806931	RECONCILED	3/31/2026		72.76
		BLE							
57515	199043	ACCOUNTS_PAYA	3/5/2026	BOSDELL; EMILY	807346	RECONCILED	3/31/2026		26.95
		BLE							
57518	199044	ACCOUNTS_PAYA	3/5/2026	KENDRICK, LORA	807395	RECONCILED	3/31/2026		167.15
		BLE							
57519	199045	ACCOUNTS_PAYA	3/5/2026	HESTER; SARAH	807427	RECONCILED	3/31/2026		57.76
		BLE							
57517	199046	ACCOUNTS_PAYA	3/5/2026	HAUER MUSIC	807434	RECONCILED	3/31/2026		60.00
		BLE							

Start Date: 3/1/26

End Date: 3/31/26

LEBANON CITY SCHOOL DISTRICT

Disbursement Summary Report

Reference Number	Check Number	Type	Date	Name	Vendor #	Status	Reconcile Date	Void Date	Amount
57542	199047	ACCOUNTS_PAYA BLE	3/5/2026	MCHALE, ERYN	807451	RECONCILED	3/31/2026		\$ 83.52
57564	199048	ACCOUNTS_PAYA BLE	3/5/2026	PITNEY BOWES GLOBAL FINANCIAL	807881	RECONCILED	3/31/2026		863.73
57556	199049	ACCOUNTS_PAYA BLE	3/5/2026	A BOOK COMPANY, LLC	807922	RECONCILED	3/31/2026		798.79
57480	199050	ACCOUNTS_PAYA BLE	3/5/2026	O'REILLY AUTO PARTS	808521	RECONCILED	3/31/2026		879.34
57490	199051	ACCOUNTS_PAYA BLE	3/5/2026	AMAZON CAPITAL SERVICES	808695	RECONCILED	3/31/2026		2,648.77
57534	199052	ACCOUNTS_PAYA BLE	3/5/2026	SOUTHERN OHIO PIZZA INC	808724	RECONCILED	3/31/2026		963.00
57551	199053	ACCOUNTS_PAYA BLE	3/5/2026	CINCINNATI CENTER FOR AUTISM	808734	VOID		4/7/2026	18,812.81
57550	199054	ACCOUNTS_PAYA BLE	3/5/2026	QBS LLC	808908	RECONCILED	3/31/2026		5,394.00
57546	199055	ACCOUNTS_PAYA BLE	3/5/2026	Buchert; Jamie	808958	RECONCILED	3/31/2026		30.72
57492	199056	ACCOUNTS_PAYA BLE	3/5/2026	REITER DAIRY	809091	RECONCILED	3/31/2026		4,047.21
57538	199057	ACCOUNTS_PAYA BLE	3/5/2026	ALCOR SUPPLY COMPANY	809425	RECONCILED	3/31/2026		336.25
57555	199058	ACCOUNTS_PAYA BLE	3/5/2026	SC STRATEGIC SOLUTIONS LLC	809656	RECONCILED	3/31/2026		380.00
57522	199059	ACCOUNTS_PAYA BLE	3/5/2026	NEXT LEVEL PREP LLC	809677	RECONCILED	3/31/2026		5,000.00
57531	199060	ACCOUNTS_PAYA BLE	3/5/2026	CINCINNATI OCCUPATIONAL THERAPY INSTITUTE	809884	RECONCILED	3/31/2026		258.00
57562	199061	ACCOUNTS_PAYA BLE	3/5/2026	THE CHILDREN'S HOME OF CINCINNATI OHIO	809940	RECONCILED	3/31/2026		11,855.00
57557	199062	ACCOUNTS_PAYA BLE	3/5/2026	KING; CAELAN	809949	RECONCILED	3/31/2026		597.64
57505	199063	ACCOUNTS_PAYA BLE	3/5/2026	OHIO SCHOLAR TRANSPORT	809952	RECONCILED	3/31/2026		35,291.50
57491	199064	ACCOUNTS_PAYA BLE	3/5/2026	ACKERMAN; KELLY	810012	RECONCILED	3/31/2026		28.80
57540	199065	ACCOUNTS_PAYA BLE	3/5/2026	HEATHER FRANKS	810054	RECONCILED	3/31/2026		19.30
57514	199066	ACCOUNTS_PAYA BLE	3/5/2026	ELIZABETH ROEHL	810251	RECONCILED	3/31/2026		89.58
57488	199067	ACCOUNTS_PAYA	3/5/2026	OFFICE 360	810289	RECONCILED	3/31/2026		141.26

Start Date: 3/1/26

End Date: 3/31/26

LEBANON CITY SCHOOL DISTRICT

Disbursement Summary Report

Reference Number	Check Number	Type	Date	Name	Vendor #	Status	Reconcile Date	Void Date	Amount
		BLE							
57506	199068	ACCOUNTS_PAYA	3/5/2026	FAIRMONT HIGH SCHOOL	810362	RECONCILED	3/31/2026		\$ 125.00
		BLE							
57494	199069	ACCOUNTS_PAYA	3/5/2026	WATER WALKERS INC	810473	RECONCILED	3/31/2026		4,500.00
		BLE							
57579	199070	ACCOUNTS_PAYA	3/5/2026	HUBERT COMPANY, LLC	810579	RECONCILED	3/31/2026		33,761.58
		BLE							
57526	199071	ACCOUNTS_PAYA	3/5/2026	MICHAEL ARLINGHAUS	810583	RECONCILED	3/31/2026		243.22
		BLE							
57563	199072	ACCOUNTS_PAYA	3/5/2026	ELIZABETH DEUER	810638	RECONCILED	3/31/2026		130.64
		BLE							
57554	199073	ACCOUNTS_PAYA	3/5/2026	G & J PEPSI-COLA BOTTLING	810647	RECONCILED	3/31/2026		1,394.40
		BLE							
57479	199074	ACCOUNTS_PAYA	3/5/2026	AUDREY McCLURE	810654	RECONCILED	3/31/2026		24.11
		BLE							
57535	199075	ACCOUNTS_PAYA	3/5/2026	EVAN WILLIS	810743	RECONCILED	3/31/2026		1,870.00
		BLE							
57537	199076	ACCOUNTS_PAYA	3/5/2026	A-E DOOR SALES AND SERVICE, INC	810777	RECONCILED	3/31/2026		750.00
		BLE							
57528	199077	ACCOUNTS_PAYA	3/5/2026	SCHOOLS OF OHIO RISK SHARING AUTHORITY	810892	RECONCILED	3/31/2026		1,870.00
		BLE							
57520	199078	ACCOUNTS_PAYA	3/5/2026	STANDARDIZED FOOD SERVICE SYSTEMS, INC	810931	RECONCILED	3/31/2026		400.00
		BLE							
57529	199079	ACCOUNTS_PAYA	3/5/2026	ASHLEY TIPTON	810977	RECONCILED	3/31/2026		16.35
		BLE							
57541	199080	ACCOUNTS_PAYA	3/5/2026	SARA LYKINS	811022	RECONCILED	3/31/2026		576.38
		BLE							
57511	199081	ACCOUNTS_PAYA	3/5/2026	EL US, LLC	811029	RECONCILED	3/31/2026		853.84
		BLE							
57513	199082	ACCOUNTS_PAYA	3/5/2026	SPEARS MECHANICAL SYSTEMS, INC	811059	RECONCILED	3/31/2026		3,060.00
		BLE							
57493	199083	ACCOUNTS_PAYA	3/5/2026	FBT GIBBONS LLP	811077	RECONCILED	3/31/2026		741.00
		BLE							
57580	199084	REFUND	3/5/2026	LINDSAY LANCE	811076	RECONCILED	3/31/2026		103.90
57677	199144	ACCOUNTS_PAYA	3/12/2026	INSTITUTE FOR EDUCATIONAL	20236	RECONCILED	3/31/2026		825.00
		BLE							
57605	199145	ACCOUNTS_PAYA	3/12/2026	BLICK ART MATERIALS	20520	RECONCILED	3/31/2026		3,392.76
		BLE							
57604	199146	ACCOUNTS_PAYA	3/12/2026	BUTLER; SCOTT	21137	RECONCILED	3/31/2026		370.20
		BLE							
57608	199147	ACCOUNTS_PAYA	3/12/2026	DUKE ENERGY PAYMENT PROCESSING	30760	RECONCILED	3/31/2026		7,241.07
		BLE							

Start Date: 3/1/26

End Date: 3/31/26

LEBANON CITY SCHOOL DISTRICT

Disbursement Summary Report

Reference Number	Check Number	Type	Date	Name	Vendor #	Status	Reconcile Date	Void Date	Amount
57651	199148	ACCOUNTS_PAYA BLE	3/12/2026	CINTAS	30810	RECONCILED	3/31/2026		\$ 160.98
57606	199149	ACCOUNTS_PAYA BLE	3/12/2026	THE CITY OF LEBANON	30840	RECONCILED	3/31/2026		81,183.13
57646	199150	ACCOUNTS_PAYA BLE	3/12/2026	THE CITY OF LEBANON	30841	RECONCILED	3/31/2026		390.00
57644	199151	ACCOUNTS_PAYA BLE	3/12/2026	DALTON; BRIAN	40055	RECONCILED	3/31/2026		144.22
57613	199152	ACCOUNTS_PAYA BLE	3/12/2026	DEMCO INC.	40352	RECONCILED	3/31/2026		799.34
57607	199153	ACCOUNTS_PAYA BLE	3/12/2026	DONUT SHOP	40670	OUTSTANDING			154.44
57599	199154	ACCOUNTS_PAYA BLE	3/12/2026	U.S. BANK	50555	RECONCILED	3/31/2026		2,527.82
57602	199155	ACCOUNTS_PAYA BLE	3/12/2026	GORDON FOOD SERVICE	70449	RECONCILED	3/31/2026		14,873.89
57612	199156	ACCOUNTS_PAYA BLE	3/12/2026	GRALER; MARK	70530	RECONCILED	3/31/2026		78.53
57662	199157	ACCOUNTS_PAYA BLE	3/12/2026	HAMILTON COUNTY ESC	80138	RECONCILED	3/31/2026		258.00
57691	199158	ACCOUNTS_PAYA BLE	3/12/2026	KLETZLY; BETH	110410	RECONCILED	3/31/2026		36.38
57675	199159	ACCOUNTS_PAYA BLE	3/12/2026	KROGER CO.	110545	RECONCILED	3/31/2026		19.37
57689	199160	ACCOUNTS_PAYA BLE	3/12/2026	KOI AUTO PARTS	120430	RECONCILED	3/31/2026		47.90
57686	199161	ACCOUNTS_PAYA BLE	3/12/2026	COLEMAN; JENNIFER	121078	RECONCILED	3/31/2026		95.62
57698	199162	ACCOUNTS_PAYA BLE	3/12/2026	MCHENRY; SHERI	130745	RECONCILED	3/31/2026		42.27
57627	199163	ACCOUNTS_PAYA BLE	3/12/2026	MOBILCOMM INC.	131456	RECONCILED	3/31/2026		7,091.01
57697	199164	ACCOUNTS_PAYA BLE	3/12/2026	MONTGOMERY COUNTY	131520	RECONCILED	3/31/2026		3,300.00
57695	199165	ACCOUNTS_PAYA BLE	3/12/2026	O.A.S.B.O.	150112	RECONCILED	3/31/2026		100.00
57621	199166	ACCOUNTS_PAYA BLE	3/12/2026	PHILLIPS SUPPLY CO.	160320	RECONCILED	3/31/2026		2,057.04
57663	199167	ACCOUNTS_PAYA BLE	3/12/2026	HURST; CARMEN	160545	RECONCILED	3/31/2026		42.97
57679	199168	ACCOUNTS_PAYA BLE	3/12/2026	JOHNSON CONTROLS FIRE	191041	RECONCILED	3/31/2026		1,072.53
57631	199169	ACCOUNTS_PAYA BLE	3/12/2026	STERLING PAPER COMPANY	191837	RECONCILED	3/31/2026		6,545.00
57692	199170	ACCOUNTS_PAYA BLE	3/12/2026	TROPHY AWARDS	200559	RECONCILED	3/31/2026		75.56
57694	199171	ACCOUNTS_PAYA BLE	3/12/2026	WARREN COUNTY ESC	230196	RECONCILED	3/31/2026		241.00

Start Date: 3/1/26

End Date: 3/31/26

LEBANON CITY SCHOOL DISTRICT

Disbursement Summary Report

Reference Number	Check Number	Type	Date	Name	Vendor #	Status	Reconcile Date	Void Date	Amount
57625	199172	ACCOUNTS_PAYA BLE	3/12/2026	WARREN COUNTY WATER AND SEWER	230597	RECONCILED	3/31/2026		\$ 2,252.03
57601	199173	ACCOUNTS_PAYA BLE	3/12/2026	J.W. PEPPER & SON INC.	802092	RECONCILED	3/31/2026		420.19
57682	199174	ACCOUNTS_PAYA BLE	3/12/2026	DUNING, CONI	802281	RECONCILED	3/31/2026		45.01
57639	199175	ACCOUNTS_PAYA BLE	3/12/2026	Ace Hardware W.C.	802545	RECONCILED	3/31/2026		131.68
57669	199176	ACCOUNTS_PAYA BLE	3/12/2026	CINCINNATI REDS	803526	OUTSTANDING			320.00
57654	199177	ACCOUNTS_PAYA BLE	3/12/2026	KLOSTERMAN BAKING COMPANY	803558	RECONCILED	3/31/2026		811.83
57623	199178	ACCOUNTS_PAYA BLE	3/12/2026	BRIAN PATRICK DUNPHY	803721	RECONCILED	3/31/2026		1,050.00
57645	199179	ACCOUNTS_PAYA BLE	3/12/2026	W.R. HACKETT, INC.	804035	RECONCILED	3/31/2026		5,506.65
57632	199180	ACCOUNTS_PAYA BLE	3/12/2026	STAPLES BUSINESS ADVANTAGE	804156	RECONCILED	3/31/2026		48.14
57615	199181	ACCOUNTS_PAYA BLE	3/12/2026	SAFETY-KLEEN SYSTEMS INC.	804198	RECONCILED	3/31/2026		437.55
57643	199182	ACCOUNTS_PAYA BLE	3/12/2026	IBS OF OHIO RIVER VALLEY	804243	RECONCILED	3/31/2026		303.90
57678	199183	ACCOUNTS_PAYA BLE	3/12/2026	OAPT/OHIO ASSOCIATION FOR	804577	OUTSTANDING			450.00
57680	199184	ACCOUNTS_PAYA BLE	3/12/2026	GRAINGER	804685	RECONCILED	3/31/2026		606.37
57684	199185	ACCOUNTS_PAYA BLE	3/12/2026	RUMPKE OF OHIO INC.	804873	RECONCILED	3/31/2026		96.52
57658	199186	ACCOUNTS_PAYA BLE	3/12/2026	CRAWFORD; TONI	804878	RECONCILED	3/31/2026		55.00
57670	199187	ACCOUNTS_PAYA BLE	3/12/2026	HERSHEY CREAMERY COMPANY	804945	RECONCILED	3/31/2026		395.58
57611	199188	ACCOUNTS_PAYA BLE	3/12/2026	TEAM ALL SPORT	805266	RECONCILED	3/31/2026		12,898.25
57634	199189	ACCOUNTS_PAYA BLE	3/12/2026	SPECTRA HOLDINGS INC	805367	RECONCILED	3/31/2026		44,285.00
57657	199190	ACCOUNTS_PAYA BLE	3/12/2026	OAPSA TREASURER	806147	RECONCILED	3/31/2026		250.00
57624	199191	ACCOUNTS_PAYA BLE	3/12/2026	VERIZON WIRELESS	806436	RECONCILED	3/31/2026		1,224.42
57633	199192	ACCOUNTS_PAYA BLE	3/12/2026	GUERRA, JEROMY	806798	RECONCILED	3/31/2026		250.00
57666	199193	ACCOUNTS_PAYA	3/12/2026	FOLLETT HIGHER	807081	RECONCILED	3/31/2026		334.65

Start Date: 3/1/26

End Date: 3/31/26

LEBANON CITY SCHOOL DISTRICT

Disbursement Summary Report

Reference Number	Check Number	Type	Date	Name	Vendor #	Status	Reconcile Date	Void Date	Amount
		BLE		EDUCATION GROUP					
57661	199194	ACCOUNTS_PAYA BLE	3/12/2026	BOSDELL: EMILY	807346	RECONCILED	3/31/2026		\$ 35.97
57636	199195	ACCOUNTS_PAYA BLE	3/12/2026	HAUER MUSIC	807434	RECONCILED	3/31/2026		130.00
57687	199196	ACCOUNTS_PAYA BLE	3/12/2026	BRENNAN, CHRIS	807511	RECONCILED	3/31/2026		54.80
57610	199197	ACCOUNTS_PAYA BLE	3/12/2026	APPLIED BEHAVIORAL SERVICES, MASON	807737	RECONCILED	3/31/2026		11,727.46
57660	199198	ACCOUNTS_PAYA BLE	3/12/2026	STEPPING STONES, INC.	807797	RECONCILED	3/31/2026		9,365.00
57683	199199	ACCOUNTS_PAYA BLE	3/12/2026	Kober, Scott	807902	RECONCILED	3/31/2026		155.95
57626	199200	ACCOUNTS_PAYA BLE	3/12/2026	OHIO CAT	808222	RECONCILED	3/31/2026		1,192.86
57674	199201	ACCOUNTS_PAYA BLE	3/12/2026	BULK BOOKSTORE	808620	RECONCILED	3/31/2026		1,235.75
57600	199202	ACCOUNTS_PAYA BLE	3/12/2026	AMAZON CAPITAL SERVICES	808695	RECONCILED	3/31/2026		2,357.12
57638	199203	ACCOUNTS_PAYA BLE	3/12/2026	SOUTHERN OHIO PIZZA INC	808724	OUTSTANDING			2,079.00
57681	199204	ACCOUNTS_PAYA BLE	3/12/2026	SOUTHWEST OHIO COUNCIL	808737	RECONCILED	3/31/2026		8,790.38
57622	199205	ACCOUNTS_PAYA BLE	3/12/2026	MARSH; LESLIE	808749	RECONCILED	3/31/2026		84.41
57641	199206	ACCOUNTS_PAYA BLE	3/12/2026	INTEGRATED SCHOOLHOUSE INC.	808835	RECONCILED	3/31/2026		12,500.00
57616	199207	ACCOUNTS_PAYA BLE	3/12/2026	DAVIS TEAM FUNDRAISING	808892	RECONCILED	3/31/2026		520.00
57635	199208	ACCOUNTS_PAYA BLE	3/12/2026	QBS LLC	808908	RECONCILED	3/31/2026		108.00
57653	199209	ACCOUNTS_PAYA BLE	3/12/2026	Sprague; Sarah	809051	RECONCILED	3/31/2026		100.00
57648	199210	ACCOUNTS_PAYA BLE	3/12/2026	REITER DAIRY	809091	RECONCILED	3/31/2026		2,562.58
57609	199211	ACCOUNTS_PAYA BLE	3/12/2026	CORBITT GRAPHICS LLC	809124	RECONCILED	3/31/2026		30.00
57652	199212	ACCOUNTS_PAYA BLE	3/12/2026	AFFORDABLE LANGUAGE SERVICES	809194	RECONCILED	3/31/2026		192.31
57642	199213	ACCOUNTS_PAYA BLE	3/12/2026	OVERDRIVE INC.	809241	RECONCILED	3/31/2026		3,600.00
57673	199214	ACCOUNTS_PAYA	3/12/2026	SCHOOL	809420	OUTSTANDING			1,718.16

Start Date: 3/1/26

End Date: 3/31/26

LEBANON CITY SCHOOL DISTRICT

Disbursement Summary Report

Reference Number	Check Number	Type	Date	Name	Vendor #	Status	Reconcile Date	Void Date	Amount
		BLE		SPECIALTY LLC					
57637	199215	ACCOUNTS_PAYA	3/12/2026	ALCOR SUPPLY COMPANY	809425	RECONCILED	3/31/2026		\$ 2,813.85
		BLE							
57659	199216	ACCOUNTS_PAYA	3/12/2026	S&S SCHOOL BUS SEATS AND PARTS	809582	RECONCILED	3/31/2026		349.45
		BLE							
57667	199217	ACCOUNTS_PAYA	3/12/2026	COLONIAL OIL INDUSTRIES, INC.	809583	RECONCILED	3/31/2026		29,487.20
		BLE							
57690	199218	ACCOUNTS_PAYA	3/12/2026	MULLINS; LORI	809634	RECONCILED	3/31/2026		37.00
		BLE							
57699	199219	ACCOUNTS_PAYA	3/12/2026	FOLLETT CONTENT SOLUTIONS	809666	RECONCILED	3/31/2026		2,506.51
		BLE							
57688	199220	ACCOUNTS_PAYA	3/12/2026	BRICKER GRAYDON LLP	810148	RECONCILED	3/31/2026		1,225.00
		BLE							
57614	199221	ACCOUNTS_PAYA	3/12/2026	MEGAN GRIPPA	810425	RECONCILED	3/31/2026		54.55
		BLE							
57617	199222	ACCOUNTS_PAYA	3/12/2026	AMY UECKER	810457	RECONCILED	3/31/2026		697.29
		BLE							
57619	199223	ACCOUNTS_PAYA	3/12/2026	BRIAN HAWLEY	810491	OUTSTANDING			120.00
		BLE							
57629	199224	ACCOUNTS_PAYA	3/12/2026	T-MOBILE	810498	RECONCILED	3/31/2026		1,750.70
		BLE							
57649	199225	ACCOUNTS_PAYA	3/12/2026	M & R ELECTRIC MOTOR SERVICE, INC	810511	OUTSTANDING			1,920.00
		BLE							
57628	199226	ACCOUNTS_PAYA	3/12/2026	BULL'S EYE BRANDS, INC	810577	RECONCILED	3/31/2026		2,222.50
		BLE							
57671	199227	ACCOUNTS_PAYA	3/12/2026	ATLANTIC FOODS CORP	810578	RECONCILED	3/31/2026		2,173.73
		BLE							
57630	199228	ACCOUNTS_PAYA	3/12/2026	ALTAFIBER	810592	RECONCILED	3/31/2026		100.95
		BLE							
57640	199229	ACCOUNTS_PAYA	3/12/2026	VALLEY JANITOR SUPPLY	810633	RECONCILED	3/31/2026		2,411.05
		BLE							
57603	199230	ACCOUNTS_PAYA	3/12/2026	G & J PEPSI-COLA BOTTLING	810647	RECONCILED	3/31/2026		1,532.30
		BLE							
57620	199231	ACCOUNTS_PAYA	3/12/2026	ALEXI FIELDER	810674	RECONCILED	3/31/2026		31.25
		BLE							
57696	199232	ACCOUNTS_PAYA	3/12/2026	JAYNE CHOATE	810741	RECONCILED	3/31/2026		155.70
		BLE							
57656	199233	ACCOUNTS_PAYA	3/12/2026	CIPTED CORP	810772	OUTSTANDING			135.55
		BLE							
57647	199234	ACCOUNTS_PAYA	3/12/2026	NICOLE WATTS	810784	RECONCILED	3/31/2026		11,325.00
		BLE							
57650	199235	ACCOUNTS_PAYA	3/12/2026	ROBERT J MILLER & ASSOCIATES, INC.	810813	RECONCILED	3/31/2026		9,600.00
		BLE							

Start Date: 3/1/26

End Date: 3/31/26

LEBANON CITY SCHOOL DISTRICT

Disbursement Summary Report

Reference Number	Check Number	Type	Date	Name	Vendor #	Status	Reconcile Date	Void Date	Amount
57618	199236	ACCOUNTS_PAYA BLE	3/12/2026	ALENA DENCHIK	810862	RECONCILED	3/31/2026		\$ 231.28
57693	199237	ACCOUNTS_PAYA BLE	3/12/2026	STANDARDIZED FOOD SERVICE SYSTEMS, INC	810931	RECONCILED	3/31/2026		950.00
57672	199238	ACCOUNTS_PAYA BLE	3/12/2026	THE EQUIPMENT GUYS	810950	RECONCILED	3/31/2026		5,200.01
57685	199239	ACCOUNTS_PAYA BLE	3/12/2026	MASON FASTENERS & SUPPLIES	810985	RECONCILED	3/31/2026		262.63
57665	199240	ACCOUNTS_PAYA BLE	3/12/2026	EL US, LLC	811029	RECONCILED	3/31/2026		426.92
57655	199241	ACCOUNTS_PAYA BLE	3/12/2026	JAELI SHILT	811031	RECONCILED	3/31/2026		200.00
57668	199242	ACCOUNTS_PAYA BLE	3/12/2026	TAYLOR HIGH SCHOOL ATHLETICS	811033	VOID		3/27/2026	97.00
57676	199243	ACCOUNTS_PAYA BLE	3/12/2026	AVERY BAIR	811081	OUTSTANDING			200.00
57723	199244	ACCOUNTS_PAYA BLE	3/19/2026	BACK; FRANK	12109	OUTSTANDING			658.16
57717	199245	ACCOUNTS_PAYA BLE	3/19/2026	CDW GOVERNMENT INC.	30015	RECONCILED	3/31/2026		2,939.48
57725	199246	ACCOUNTS_PAYA BLE	3/19/2026	COUNTRYSIDE YMCA	31487	OUTSTANDING			1,385.75
57705	199247	ACCOUNTS_PAYA BLE	3/19/2026	GORDON FOOD SERVICE	70449	RECONCILED	3/31/2026		9,976.57
57739	199248	ACCOUNTS_PAYA BLE	3/19/2026	GRADUATE SERVICE INC.	70520	RECONCILED	3/31/2026		49.50
57742	199249	ACCOUNTS_PAYA BLE	3/19/2026	GRALER; MARK	70530	RECONCILED	3/31/2026		118.46
57722	199250	ACCOUNTS_PAYA BLE	3/19/2026	ATTAINMENT COMPANY INC.	90020	RECONCILED	3/31/2026		261.45
57704	199251	ACCOUNTS_PAYA BLE	3/19/2026	KROGER CO.	110545	RECONCILED	3/31/2026		719.35
57721	199252	ACCOUNTS_PAYA BLE	3/19/2026	LEBANON HIGH SCHOOL	120630	RECONCILED	3/31/2026		266.84
57730	199253	ACCOUNTS_PAYA BLE	3/19/2026	CONNER; LAURA	130074	RECONCILED	3/31/2026		72.92
57724	199254	ACCOUNTS_PAYA BLE	3/19/2026	MODERN OFFICE METHODS	131480	RECONCILED	3/31/2026		7,321.37
57748	199255	ACCOUNTS_PAYA BLE	3/19/2026	TROPHY AWARDS	200559	RECONCILED	3/31/2026		415.31
57710	199256	ACCOUNTS_PAYA BLE	3/19/2026	WARREN COUNTY ESC	230196	RECONCILED	3/31/2026		460,426.39
57726	199257	ACCOUNTS_PAYA BLE	3/19/2026	J.W. PEPPER & SON INC.	802092	RECONCILED	3/31/2026		116.49

Start Date: 3/1/26

End Date: 3/31/26

LEBANON CITY SCHOOL DISTRICT

Disbursement Summary Report

Reference Number	Check Number	Type	Date	Name	Vendor #	Status	Reconcile Date	Void Date	Amount
57737	199258	ACCOUNTS_PAYA BLE	3/19/2026	Ace Hardware W.C.	802545	RECONCILED	3/31/2026		\$ 91.97
57702	199259	ACCOUNTS_PAYA BLE	3/19/2026	THE OHIO STATE UNIVERSITY	803506	RECONCILED	3/31/2026		9,600.00
57714	199260	ACCOUNTS_PAYA BLE	3/19/2026	KLOSTERMAN BAKING COMPANY	803558	RECONCILED	3/31/2026		743.65
57741	199261	ACCOUNTS_PAYA BLE	3/19/2026	BRIAN PATRICK DUNPHY	803721	RECONCILED	3/31/2026		1,040.00
57709	199262	ACCOUNTS_PAYA BLE	3/19/2026	W.R. HACKETT, INC.	804035	RECONCILED	3/31/2026		1,878.00
57716	199263	ACCOUNTS_PAYA BLE	3/19/2026	BUTLER CO. ESC	804648	RECONCILED	3/31/2026		55,797.50
57751	199264	ACCOUNTS_PAYA BLE	3/19/2026	CRAWFORD; TONI	804878	RECONCILED	3/31/2026		88.00
57745	199265	ACCOUNTS_PAYA BLE	3/19/2026	HERSHEY CREAMERY COMPANY	804945	RECONCILED	3/31/2026		595.92
57749	199266	ACCOUNTS_PAYA BLE	3/19/2026	STAGGS, GARY	805738	RECONCILED	3/31/2026		80.00
57740	199267	ACCOUNTS_PAYA BLE	3/19/2026	MAXIM HEALTHCARE	805953	RECONCILED	3/31/2026		300.00
57735	199268	ACCOUNTS_PAYA BLE	3/19/2026	GIBSON; CHERIE	806928	RECONCILED	3/31/2026		605.56
57713	199269	ACCOUNTS_PAYA BLE	3/19/2026	LAKES, MEGAN	807415	RECONCILED	3/31/2026		94.14
57712	199270	ACCOUNTS_PAYA BLE	3/19/2026	COMMERCIAL PARTS & SERVICE	808635	RECONCILED	3/31/2026		438.00
57700	199271	ACCOUNTS_PAYA BLE	3/19/2026	AMAZON CAPITAL SERVICES	808695	RECONCILED	3/31/2026		2,782.45
57731	199272	ACCOUNTS_PAYA BLE	3/19/2026	ESTEPP; KRISTINE	808718	OUTSTANDING			100.00
57708	199273	ACCOUNTS_PAYA BLE	3/19/2026	SOUTHERN OHIO PIZZA INC	808724	OUTSTANDING			2,628.00
57744	199274	ACCOUNTS_PAYA BLE	3/19/2026	AVANT ASSESSMENT LLC	808813	RECONCILED	3/31/2026		5,725.00
57701	199275	ACCOUNTS_PAYA BLE	3/19/2026	REITER DAIRY	809091	RECONCILED	3/31/2026		2,945.40
57752	199276	ACCOUNTS_PAYA BLE	3/19/2026	PANORAMA EDUCATION INC.	809093	RECONCILED	3/31/2026		16,430.00
57729	199277	ACCOUNTS_PAYA BLE	3/19/2026	KEITH PANTLING	809109	RECONCILED	3/31/2026		1,500.00
57743	199278	ACCOUNTS_PAYA BLE	3/19/2026	Hensley; Carissa	809167	RECONCILED	3/31/2026		436.52
57720	199279	ACCOUNTS_PAYA	3/19/2026	ALCOR SUPPLY	809425	RECONCILED	3/31/2026		1,928.50

Start Date: 3/1/26

End Date: 3/31/26

LEBANON CITY SCHOOL DISTRICT

Disbursement Summary Report

Reference Number	Check Number	Type	Date	Name	Vendor #	Status	Reconcile Date	Void Date	Amount
		BLE		COMPANY					
57718	199280	ACCOUNTS_PAYA	3/19/2026	PJ PROMOTIONS	809552	RECONCILED	3/31/2026		\$ 890.19
		BLE		LLC					
57736	199281	ACCOUNTS_PAYA	3/19/2026	WORLD FUEL	809664	RECONCILED	3/31/2026		1,528.44
		BLE		SERVICES INC.					
57738	199282	ACCOUNTS_PAYA	3/19/2026	INSTITUTE FOR	809955	RECONCILED	3/31/2026		3,568.13
		BLE		MULTI-SENSORY					
		EDUCATION							
57703	199283	ACCOUNTS_PAYA	3/19/2026	SCOTT	810398	OUTSTANDING			50.00
		BLE		BARNHIZER					
57719	199284	ACCOUNTS_PAYA	3/19/2026	BULL'S EYE	810577	RECONCILED	3/31/2026		1,997.55
		BLE		BRANDS, INC					
57734	199285	ACCOUNTS_PAYA	3/19/2026	VESTIS	810624	RECONCILED	3/31/2026		95.69
		BLE		SERVICES, LLC					
57706	199286	ACCOUNTS_PAYA	3/19/2026	VALLEY JANITOR	810633	RECONCILED	3/31/2026		2,439.17
		BLE		SUPPLY					
57711	199287	ACCOUNTS_PAYA	3/19/2026	EMILY WILLIAMS	810696	RECONCILED	3/31/2026		313.20
		BLE							
57747	199288	ACCOUNTS_PAYA	3/19/2026	KENNY HUEY	810709	RECONCILED	3/31/2026		300.00
		BLE							
57746	199289	ACCOUNTS_PAYA	3/19/2026	POND	810797	RECONCILED	3/31/2026		87.42
		BLE		MANAGEMENT					
		GROUP							
		HOLDINGS, LLC							
57715	199290	ACCOUNTS_PAYA	3/19/2026	THE EQUIPMENT	810950	RECONCILED	3/31/2026		3,964.45
		BLE		GUYS					
57732	199291	ACCOUNTS_PAYA	3/19/2026	IMPERIAL BAG &	810998	RECONCILED	3/31/2026		386.95
		BLE		PAPER CO. LLC					
57750	199292	ACCOUNTS_PAYA	3/19/2026	EL US, LLC	811029	RECONCILED	3/31/2026		533.65
		BLE							
57727	199293	ACCOUNTS_PAYA	3/19/2026	TAYLOR HIGH	811033	VOID		3/27/2026	153.00
		BLE		SCHOOL					
		ATHLETICS							
57707	199294	ACCOUNTS_PAYA	3/19/2026	SCHOOLINKS,	811065	RECONCILED	3/31/2026		8,174.50
		BLE		INC					
57728	199295	ACCOUNTS_PAYA	3/19/2026	LESLYE JOANNE	811071	OUTSTANDING			200.00
		BLE		ROBINETT					
57733	199296	ACCOUNTS_PAYA	3/19/2026	UNITED STATES	811074	RECONCILED	3/31/2026		570.00
		BLE		HIGH SCHOOL					
		BOWLING							
		FOUNDATION							
57845	199297	ACCOUNTS_PAYA	3/26/2026	AMERICAN	10617	RECONCILED	3/31/2026		2,572.96
		BLE		FIDELITY					
		ASSURANCE CO							
57844	199298	ACCOUNTS_PAYA	3/26/2026	BETHESDA	20453	OUTSTANDING			463.00
		BLE		HEALTHCARE					
		INC.							
57857	199299	ACCOUNTS_PAYA	3/26/2026	BROOKS;	20992	RECONCILED	3/31/2026		55.34

Start Date: 3/1/26

End Date: 3/31/26

LEBANON CITY SCHOOL DISTRICT

Disbursement Summary Report

Reference Number	Check Number	Type	Date	Name	Vendor #	Status	Reconcile Date	Void Date	Amount
57789	199300	BLE ACCOUNTS_PAYA BLE	3/26/2026	MARGARET JO CDW GOVERNMENT INC.	30015	OUTSTANDING			\$ 12,985.90
57865	199301	BLE ACCOUNTS_PAYA BLE	3/26/2026	CALLAHAN; RANDY	30048	RECONCILED	3/31/2026		1.45
57790	199302	BLE ACCOUNTS_PAYA BLE	3/26/2026	LEBANON FORD	30530	OUTSTANDING			286.03
57798	199303	BLE ACCOUNTS_PAYA BLE	3/26/2026	CINTAS	30810	OUTSTANDING			482.94
57840	199304	BLE ACCOUNTS_PAYA BLE	3/26/2026	CLASSIC STUDENT TOURS	30935	OUTSTANDING			2,225.00
57830	199305	BLE ACCOUNTS_PAYA BLE	3/26/2026	DELL MARKETING L.P.	40323	RECONCILED	3/31/2026		599.40
57784	199306	BLE ACCOUNTS_PAYA BLE	3/26/2026	U.S. BANK	50555	OUTSTANDING			3,016.31
57755	199307	BLE ACCOUNTS_PAYA BLE	3/23/2026	U.S. BANK	50555	OUTSTANDING			100.00
57807	199308	BLE ACCOUNTS_PAYA BLE	3/26/2026	GORDON FOOD SERVICE	70449	RECONCILED	3/31/2026		12,253.32
57859	199309	BLE ACCOUNTS_PAYA BLE	3/26/2026	HOCKMAN PIANOS	80790	RECONCILED	3/31/2026		625.00
57794	199310	BLE ACCOUNTS_PAYA BLE	3/26/2026	KROGER CO.	110545	OUTSTANDING			1,089.93
57786	199311	BLE ACCOUNTS_PAYA BLE	3/26/2026	KOI AUTO PARTS	120430	OUTSTANDING			573.75
57806	199312	BLE ACCOUNTS_PAYA BLE	3/26/2026	LEBANON ELECTRIC SUPPLY INC.	120490	RECONCILED	3/31/2026		113.58
57846	199313	BLE ACCOUNTS_PAYA BLE	3/26/2026	MINUTEMAN PRESS	131320	OUTSTANDING			80.65
57783	199314	BLE ACCOUNTS_PAYA BLE	3/26/2026	MOBILCOMM INC.	131456	RECONCILED	3/31/2026		1,020.00
57821	199315	BLE ACCOUNTS_PAYA BLE	3/26/2026	SCANTRON	140041	RECONCILED	3/31/2026		658.51
57836	199316	BLE ACCOUNTS_PAYA BLE	3/26/2026	NORTHMONT CITY SCHOOL DISTRICT	140460	OUTSTANDING			300.00
57855	199317	BLE ACCOUNTS_PAYA BLE	3/26/2026	O.A.S.B.O.	150112	RECONCILED	3/31/2026		150.00
57824	199318	BLE ACCOUNTS_PAYA BLE	3/26/2026	PHILLIPS SUPPLY CO.	160320	RECONCILED	3/31/2026		1,004.47
57838	199319	BLE ACCOUNTS_PAYA BLE	3/26/2026	JANIS RYDALCH	180840	RECONCILED	3/31/2026		65.45
57860	199320	BLE ACCOUNTS_PAYA BLE	3/26/2026	ELEMENTS IV INTERIORS	190280	OUTSTANDING			8,027.37
57852	199321	BLE ACCOUNTS_PAYA BLE	3/26/2026	SCHOLASTIC INC.	190290	OUTSTANDING			588.82

Start Date: 3/1/26

End Date: 3/31/26

LEBANON CITY SCHOOL DISTRICT

Disbursement Summary Report

Reference Number	Check Number	Type	Date	Name	Vendor #	Status	Reconcile Date	Void Date	Amount
57861	199322	ACCOUNTS_PAYA BLE	3/26/2026	SCHOOL HEALTH CORPORATION	190388	OUTSTANDING			\$ 367.11
57847	199323	ACCOUNTS_PAYA BLE	3/26/2026	SPRINGBORO HIGH SCHOOL	191576	OUTSTANDING			325.00
57799	199324	ACCOUNTS_PAYA BLE	3/26/2026	TOWNE PEST CONTROL	200392	RECONCILED	3/31/2026		825.00
57816	199325	ACCOUNTS_PAYA BLE	3/26/2026	TROPHY AWARDS	200559	RECONCILED	3/31/2026		2,062.95
57839	199326	ACCOUNTS_PAYA BLE	3/26/2026	MIDDLETOWN CITY SCHOOL DIST.	610992	OUTSTANDING			4,812.09
57802	199327	ACCOUNTS_PAYA BLE	3/26/2026	J.W. PEPPER & SON INC.	802092	OUTSTANDING			303.98
57803	199328	ACCOUNTS_PAYA BLE	3/26/2026	SCHNEIDER ELECTRIC	802356	RECONCILED	3/31/2026		2,114.00
57837	199329	ACCOUNTS_PAYA BLE	3/26/2026	Ace Hardware W.C.	802545	OUTSTANDING			57.89
57801	199330	ACCOUNTS_PAYA BLE	3/26/2026	KLOSTERMAN BAKING COMPANY	803558	OUTSTANDING			1,124.59
57805	199331	ACCOUNTS_PAYA BLE	3/26/2026	CARTAYA, EMILY	803944	RECONCILED	3/31/2026		3.91
57862	199332	ACCOUNTS_PAYA BLE	3/26/2026	AMERICAN RED CROSS	803954	RECONCILED	3/31/2026		1,873.00
57813	199333	ACCOUNTS_PAYA BLE	3/26/2026	W.R. HACKETT, INC.	804035	OUTSTANDING			4,852.60
57843	199334	ACCOUNTS_PAYA BLE	3/26/2026	SAFETY-KLEEN SYSTEMS INC.	804198	OUTSTANDING			437.91
57791	199335	ACCOUNTS_PAYA BLE	3/26/2026	OAPT/OHIO ASSOCIATION FOR	804577	OUTSTANDING			450.00
57787	199336	ACCOUNTS_PAYA BLE	3/26/2026	HERSHEY CREAMERY COMPANY	804945	OUTSTANDING			880.26
57841	199337	ACCOUNTS_PAYA BLE	3/26/2026	DIESEL USA GROUP CINCINNATI	805582	RECONCILED	3/31/2026		5,023.91
57804	199338	ACCOUNTS_PAYA BLE	3/26/2026	INTERSTATE BILLING SERVICE INC	805667	OUTSTANDING			933.96
57835	199339	ACCOUNTS_PAYA BLE	3/26/2026	READY BODIES, LEARNING MINDS	805885	RECONCILED	3/31/2026		234.00
57823	199340	ACCOUNTS_PAYA BLE	3/26/2026	SCHOOLHOUSE EDUCATIONAL SRVCS.	806429	OUTSTANDING			74.75
57833	199341	ACCOUNTS_PAYA BLE	3/26/2026	GIBSON; CHERIE	806928	RECONCILED	3/31/2026		40.47

Start Date: 3/1/26

End Date: 3/31/26

LEBANON CITY SCHOOL DISTRICT

Disbursement Summary Report

Reference Number	Check Number	Type	Date	Name	Vendor #	Status	Reconcile Date	Void Date	Amount
57864	199342	ACCOUNTS_PAYA BLE	3/26/2026	FIRST ADVANTAGE TAX	807093	RECONCILED	3/31/2026		\$ 915.44
57788	199343	ACCOUNTS_PAYA BLE	3/26/2026	Rice; Brenda	807218	RECONCILED	3/31/2026		49.25
57831	199344	ACCOUNTS_PAYA BLE	3/26/2026	LAKES, MEGAN	807415	RECONCILED	3/31/2026		58.50
57809	199345	ACCOUNTS_PAYA BLE	3/26/2026	HAUER MUSIC	807434	OUTSTANDING			117.00
57853	199346	ACCOUNTS_PAYA BLE	3/26/2026	AUER, CAMERON	807435	RECONCILED	3/31/2026		123.55
57817	199347	ACCOUNTS_PAYA BLE	3/26/2026	CENTURY RESOURCES, LLC	807639	RECONCILED	3/31/2026		3,099.27
57849	199348	ACCOUNTS_PAYA BLE	3/26/2026	BEST DRIVE LLC	807700	OUTSTANDING			4,995.00
57782	199349	ACCOUNTS_PAYA BLE	3/26/2026	OHIO CAT	808222	RECONCILED	3/31/2026		2,263.18
57825	199350	ACCOUNTS_PAYA BLE	3/26/2026	PREMIER COMMUNITY HEALTH	808479	OUTSTANDING			1,200.00
57780	199351	ACCOUNTS_PAYA BLE	3/26/2026	O'REILLY AUTO PARTS	808521	OUTSTANDING			375.82
57826	199352	ACCOUNTS_PAYA BLE	3/26/2026	SCHOOLSIN	808547	RECONCILED	3/31/2026		11,710.53
57797	199353	ACCOUNTS_PAYA BLE	3/26/2026	AMAZON CAPITAL SERVICES	808695	RECONCILED	3/31/2026		3,151.07
57858	199354	ACCOUNTS_PAYA BLE	3/26/2026	SOUTHERN OHIO PIZZA INC	808724	OUTSTANDING			963.00
57829	199355	ACCOUNTS_PAYA BLE	3/26/2026	KREPS; LAUREN	808743	RECONCILED	3/31/2026		38.22
57792	199356	ACCOUNTS_PAYA BLE	3/26/2026	REITER DAIRY	809091	OUTSTANDING			2,637.30
57793	199357	ACCOUNTS_PAYA BLE	3/26/2026	KEITH PANTLING	809109	OUTSTANDING			855.02
57827	199358	ACCOUNTS_PAYA BLE	3/26/2026	ALCOR SUPPLY COMPANY	809425	OUTSTANDING			608.00
57856	199359	ACCOUNTS_PAYA BLE	3/26/2026	AVID SIGNS PLUS LLC.	809483	OUTSTANDING			176.00
57818	199360	ACCOUNTS_PAYA BLE	3/26/2026	S&S SCHOOL BUS SEATS AND PARTS	809582	OUTSTANDING			527.70
57795	199361	ACCOUNTS_PAYA BLE	3/26/2026	WILSON LANGUAGE TRAINING	809633	OUTSTANDING			3,801.60
57781	199362	ACCOUNTS_PAYA BLE	3/26/2026	FOLLETT CONTENT SOLUTIONS	809666	RECONCILED	3/31/2026		3,272.88
57863	199363	ACCOUNTS_PAYA	3/26/2026	ELAINE	809913	RECONCILED	3/31/2026		1,000.00

Start Date: 3/1/26

End Date: 3/31/26

LEBANON CITY SCHOOL DISTRICT

Disbursement Summary Report

Reference Number	Check Number	Type	Date	Name	Vendor #	Status	Reconcile Date	Void Date	Amount
		BLE		HOUSTON					
57834	199364	ACCOUNTS_PAYA	3/26/2026	ANDERSON	809945	OUTSTANDING			\$ 450.00
		BLE		ATHLETICS					
57814	199365	ACCOUNTS_PAYA	3/26/2026	LCSEA	810016	OUTSTANDING			24.70
		BLE							
57808	199366	ACCOUNTS_PAYA	3/26/2026	HARRISON HS	810164	OUTSTANDING			250.00
		BLE		ATHLETICS					
57851	199367	ACCOUNTS_PAYA	3/26/2026	STEPHEN CRAGO	810364	RECONCILED	3/31/2026		864.00
		BLE							
57812	199368	ACCOUNTS_PAYA	3/26/2026	AMY UECKER	810457	RECONCILED	3/31/2026		72.50
		BLE							
57848	199369	ACCOUNTS_PAYA	3/26/2026	KALEIDOSCOPE	810467	OUTSTANDING			1,100.00
		BLE		LEARNING, INC					
57811	199370	ACCOUNTS_PAYA	3/26/2026	CLAY HIGH	810476	OUTSTANDING			500.00
		BLE		SCHOOL					
57850	199371	ACCOUNTS_PAYA	3/26/2026	MYFLEETCENTER	810513	RECONCILED	3/31/2026		562.07
		BLE							
57810	199372	ACCOUNTS_PAYA	3/26/2026	BULL'S EYE	810577	OUTSTANDING			504.00
		BLE		BRANDS, INC					
57785	199373	ACCOUNTS_PAYA	3/26/2026	ATLANTIC FOODS	810578	OUTSTANDING			1,416.39
		BLE		CORP					
57832	199374	ACCOUNTS_PAYA	3/26/2026	VESTIS	810624	RECONCILED	3/31/2026		293.04
		BLE		SERVICES, LLC					
57819	199375	ACCOUNTS_PAYA	3/26/2026	VALLEY JANITOR	810633	RECONCILED	3/31/2026		18,687.45
		BLE		SUPPLY					
57796	199376	ACCOUNTS_PAYA	3/26/2026	G & J PEPSI-COLA	810647	OUTSTANDING			2,081.90
		BLE		BOTTLING					
57842	199377	ACCOUNTS_PAYA	3/26/2026	BARCLAY'S INC	810781	OUTSTANDING			3,190.00
		BLE							
57828	199378	ACCOUNTS_PAYA	3/26/2026	AVI SYSTEMS,	810856	OUTSTANDING			7,148.63
		BLE		INC					
57822	199379	ACCOUNTS_PAYA	3/26/2026	BROOKE	810917	RECONCILED	3/31/2026		1,000.00
		BLE		MESSINGER					
57820	199380	ACCOUNTS_PAYA	3/26/2026	IMPERIAL BAG &	810998	OUTSTANDING			794.62
		BLE		PAPER CO. LLC					
57815	199381	ACCOUNTS_PAYA	3/26/2026	EMILY DANIEL	811075	RECONCILED	3/31/2026		233.50
		BLE							
57800	199382	ACCOUNTS_PAYA	3/26/2026	FBT GIBBONS	811077	OUTSTANDING			2,056.50
		BLE		LLP					
57867	199383	ACCOUNTS_PAYA	3/27/2026	AMERICAN	10617	RECONCILED	3/31/2026		1,620.00
		BLE		FIDELITY					
				ASSURANCE CO					
57870	199384	ACCOUNTS_PAYA	3/27/2026	HOUDIESHELL;	809970	RECONCILED	3/31/2026		586.08
		BLE		JESSICA					
Grand Total									\$ 4,241,762.99

**Lebanon City School District
Bank Reconciliation
March 31, 2026**

BANK & INVESTMENT ACCOUNTS

LCNB Operating Account - Current Balance	\$	6,128,854.09
Change Funds		60.00
Dragonfly - Ending Balance		23,511.50
STAR Ohio - General (33648)		12,856,712.78
STAR Ohio - Expendable Scholarships (68988)		218,450.41
STAR Ohio - Nonexpendable Scholarships (68979)		135,442.94
STAR Ohio - Construction Retainage (76921)		2,755.74
Red Tree/US Bank Investment Fund		2,538,526.33
Huntington - HCS Investment Fund 020103 (NetXInvestor)		17,220,142.48
Huntington ICS Demand Deposit Investment Fund - 0242		5,027,278.04
Huntington Economy Checking - 0242		2,525,877.52
TOTAL	\$	46,677,611.83

OUTSTANDING CHECKS

O/S Checks - LCNB Operating	(164,706.54)
O/S ACH Checks - LCNB Operating	-

BANK ADJUSTMENTS

Pay K-12 Fraudulent Deposits & Subsequent Chargebacks w/ fees	1,489.87
Interest to be Transferred to Operating Acct from LCNB Payroll Acct - <i>Transferred 3/2/26</i>	4.18
ADJUSTED BANK BALANCE	\$ 46,514,399.34

BOOK BALANCE

Cash Summary Report - Fund Balance	\$	46,514,399.34
------------------------------------	----	---------------

ADJUSTMENTS TO BOOK

ADJUSTED BOOK BALANCE \$ 46,514,399.34



ADJUSTED BALANCE -

Reviewed By: Karen Ervin Date: 4/9/26

Lebanon City School District
Payroll Reconciliation
March 31, 2026

LCNB Payroll Account - Current Balance	37,978.50
Outstanding Checks	
<hr/>	
O/S Checks - LCNB Payroll	(38,250.05)
Deposits in Transit	
<hr/>	
	Adjusted Bank Balance (271.55)
Adjustments	
<hr/>	
Interest for Current Month - To be transferred to Operating Account - <i>Transferred 2/3/26</i>	
Jun 25 - Overpaid FICA to IRS - Check being sent from IRS	67.09
9/5 Pay Net amount C. Sisson. Voided on 9/16, not returned to District.	204.46
	Adjusted Balance <u><u> -</u></u>

Reconciliation Reviewed By: Karen Ervin

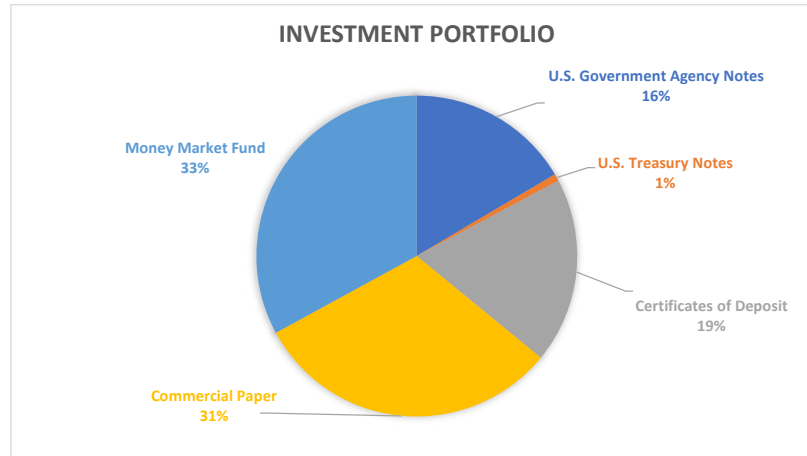
**Lebanon City School District
Investment Report
3/31/2026**

Type	Issuer	Cost	Coupon Rate	Maturity Date	Purchase Date	Yield to Maturity	Days to Maturity	Market Value
U.S. GOVERNMENT AGENCY NOTES								
FFCB Note (3133ERZ46)	Red Tree Investments	109,961.06	4.25%	1/28/2028	1/31/2025	4.26%	668	110,958.74
FNMA Note (3136GCRD9)	Red Tree Investments	100,000.00	4.02%	3/5/2029	3/16/2026	4.02%	1,070	99,625.77
FHLB Note (3130B32S1)	Red Tree Investments	99,500.00	4.00%	10/2/2029	10/9/2024	4.11%	1,281	100,000.54
FHLB Note (3130B5TW8)	Red Tree Investments	110,000.00	4.54%	4/17/2030	4/17/2025	4.54%	1,478	109,979.14
FHLB Note (3134HBSX0)	Red Tree Investments	99,930.00	4.50%	5/30/2030	7/30/2025	4.51%	1,521	99,940.93
FHLB Note (3133ETYU5)	Red Tree Investments	99,310.00	3.50%	9/23/2030	9/23/2025	3.65%	1,637	98,206.87
FHLB Consolidated Bond (3130APJZ9)	Huntington National Bank	1,000,000.00	1.20%	10/28/2026	10/25/2021	1.23%	211	985,130.00
FHLM Bond (3134HANE9)	Huntington National Bank	1,000,000.00	3.50%	9/26/2028	9/24/2024	3.54%	910	986,640.00
FHLM Bond (3134HCXR5)	Huntington National Bank	1,000,000.00	4.10%	9/19/2031	3/3/2026	4.10%	1,998	996,410.00
U.S. TREASURY NOTES								
US Treasury Note (91282CHQ7)	Red Tree Investments	79,540.62	4.13%	7/31/2028	3/28/2024	4.27%	853	80,543.75
US Treasury Note (91282CJR3)	Red Tree Investments	98,753.91	3.75%	12/31/2028	1/19/2024	4.03%	1,006	99,792.97
US Treasury Note (91282CJR3)	Red Tree Investments	99,531.25	3.75%	12/31/2028	1/19/2024	3.87%	1,006	99,792.97
US Treasury Note (91282CKD2)	Red Tree Investments	109,772.27	4.25%	2/28/2029	11/19/2024	4.30%	1,065	111,258.98
US Treasury Note (91282CKT7)	Red Tree Investments	114,676.79	4.50%	5/31/2029	5/31/2024	4.56%	1,157	117,219.14
US Treasury Note (91282CLC3)	Red Tree Investments	99,366.83	4.00%	7/31/2029	7/31/2024	4.14%	1,218	100,449.22
US Treasury Note (91282CLK5)	Red Tree Investments	109,604.69	3.63%	8/31/2029	9/5/2024	3.70%	1,249	109,162.11
US Treasurer Note (91282CLR0)	Red Tree Investments	99,835.94	4.13%	10/31/2029	11/4/2024	4.16%	1,310	100,824.22
US Treasury Note (91282CJQ5)	Red Tree Investments	114,604.69	3.75%	12/31/2030	1/21/2026	3.72%	1,736	114,020.70
US Treasury Note (91282CQG9)	Red Tree Investments	99,082.03	3.88%	3/31/2031	3/31/2026	4.08%	1,826	99,687.50
US Treasurer Note (912797SK4)	Huntington National Bank	1,400,000.00	0.00%	10/29/2026	10/29/2025	3.42%	212	1,370,600.00
US Treasurer Note (912797TC1)	Huntington National Bank	1,000,000.00	0.00%	12/24/2026	1/14/2026	3.25%	268	973,940.00
CERTIFICATES OF DEPOSIT								
Certificate of Deposit (02589AF31)	Huntington National Bank	250,000.00	5.00%	9/21/2026	9/15/2023	4.99%	174	251,335.00
Certificate of Deposit (254676AN9)	Huntington National Bank	250,000.00	5.00%	9/21/2026	9/15/2023	4.99%	174	251,335.00
Certificate of Deposit (38150V6Z7)	Huntington National Bank	250,000.00	3.55%	9/30/2027	9/24/2025	3.55%	548	248,675.00
Certificate of Deposit (61776NYV9)	Huntington National Bank	250,000.00	3.60%	10/1/2027	9/24/2025	3.60%	549	248,907.50
Certificate of Deposit (61778EFY2)	Huntington National Bank	250,000.00	3.60%	10/1/2027	9/24/2025	3.60%	549	248,907.50
COMMERICAL PAPER								
Commerical Paper (60689GDT0)	Red Tree Investments	96,827.50	0.00%	4/27/2026	7/31/2025	4.37%	27	99,725.50
Commerical Paper (63873KEN3)	Red Tree Investments	116,328.00	0.00%	5/22/2026	8/25/2025	4.21%	52	119,344.85
Commercial Paper (78009BFS6)	Red Tree Investments	97,762.22	0.00%	6/26/2026	11/26/2025	3.89%	87	99,059.19
Commercial Paper (45685RGU5)	Red Tree Investments	97,112.50	0.00%	7/28/2026	10/31/2025	3.96%	119	98,694.53
Commercial Paper (63307ML64)	Red Tree Investments	116,745.10	0.00%	11/6/2026	2/10/2026	3.73%	220	117,155.48
Commercial Paper (62479MLP6)	Red Tree Investments	116,691.30	0.00%	11/23/2026	2/27/2026	3.79%	237	116,901.71
Commerical Paper (06369MMF7)	Red Tree Investments	116,445.00	0.00%	12/23/2026	3/20/2026	4.07%	267	116,551.20
Commerical Paper (89119BMP8)	Red Tree Investments	121,324.31	0.00%	12/23/2026	3/30/2026	4.07%	267	121,357.16
Commercial Paper (12509TGT8)	Huntington National Bank	1,150,000.00	0.00%	7/27/2026	11/12/2025	3.68%	118	1,135,483.90
Commercial Paper (22533UGX5)	Huntington National Bank	1,000,000.00	0.00%	7/31/2026	1/14/2026	3.45%	122	986,912.14
Commercial Paper (2546R3EC4)	Huntington National Bank	1,430,000.00	0.00%	5/12/2026	10/2/2025	3.65%	42	1,423,658.69
Commercial Paper (45685RGU5)	Huntington National Bank	2,000,000.00	0.00%	7/28/2026	10/28/2025	3.48%	119	1,974,540.64

Commercial Paper (53943SG19)	Huntington National Bank	1,250,000.00	0.00%	7/1/2026	9/30/2025	3.63%	92	1,237,698.21
Commercial Paper (55607LJ47)	Huntington National Bank	355,000.00	0.00%	9/4/2026	12/3/2025	3.64%	157	348,951.20
Commercial Paper (83369CGX6)	Huntington National Bank	730,000.00	0.00%	7/31/2026	1/9/2026	691.04%	122	720,445.86
Commercial Paper (89233HLG7)	Huntington National Bank	1,445,000.00	0.00%	11/16/2026	2/20/2026	3.43%	230	1,409,161.63
Commercial Paper (9612C1H34)	Huntington National Bank	1,500,000.00	0.00%	8/3/2026	11/5/2025	29.86%	125	1,479,885.42
MONEY MARKET FUND								
Money Market (USBMMF)	Red Tree Investments	2,538,526.33	3.94%	3/31/2026	3/31/2026	3.94%	-	2,538,526.33
Money Market	Star Ohio General Fund	12,856,712.78	4.40%	3/31/2026	3/31/2026	4.40%	-	12,856,712.78
Money Market	Star Ohio Expendable Trust Scholarships	218,450.41	4.40%	3/31/2026	3/31/2026	4.40%	-	218,450.41
Money Market	Star Ohio Nonexpendable Trust Scholarships	135,442.94	4.40%	3/31/2026	3/31/2026	4.40%	-	135,442.94
Money Market	Star Ohio Construction Retainage	2,755.74	4.40%	3/31/2026	3/31/2026	4.40%	-	2,755.74
Money Market (ICS Acct)	Huntington National Bank	5,027,278.04	3.50%	3/31/2026	3/31/2026	3.50%	-	5,027,278.04
Money Market (0242)	Huntington National Bank	2,525,877.52	0.00%	3/31/2026	3/31/2026	0.00%	-	2,525,877.52
Money Market (HCS-020103)	Huntington National Bank	17,220,142.48	3.64%	3/31/2026	3/31/2026	3.64%	-	17,220,142.48
Total Portfolio		<u>\$60,557,892</u>						<u>\$60,344,057</u>
Weighted Average Yield and Days to Maturity								

3/31/2026

TOTALS	
U.S. Government Agency Notes	\$ 3,586,891.99
U.S. Treasury Notes	\$ 3,377,291.56
Certificates of Deposit	\$ 1,249,160.00
Commercial Paper	\$ 11,605,527.31
Money Market Fund	\$ 40,525,186.24
	<u>\$ 60,344,057.10</u>



Lebanon City School District
Interest Income for Month Ending March 31, 2026

Fund Name	Fund Number	Fund Balance	% of Total Fund Balance	Interest to be Allocated	Interest to Post
General Fund	001	\$ 29,879,312.08	68.87%	\$ 78,911.43	\$ 54,346.77
Bond Retirement Fund	002	\$ 8,723,578.06	20.11%	\$ 78,911.43	\$ 15,867.11
Lebanon Athletics Facilities PI	003-9008	\$ 191,604.17	0.44%	\$ 78,911.43	\$ 348.50
Capital Projects Fund	003-9099	\$ 2,292,936.42	5.29%	\$ 78,911.43	\$ 4,170.57
Construction Fund	004-9000	\$ 48,916.14	0.11%	\$ 78,911.43	\$ 88.97
Food Service Fund	006	\$ 407,794.02	0.94%	\$ 78,911.43	\$ 741.73
Classroom Facilities Maint. Fund	034-0000	\$ 966,692.36	2.23%	\$ 78,911.43	\$ 1,758.29
St. Francis Fund	401-90xx	\$ 93,334.91	0.22%	\$ 78,911.43	\$ 169.76
LUMK Fund	401-91xx	\$ 11,367.69	0.03%	\$ 78,911.43	\$ 20.68
Lebanon Christian Fund	401-92xx	\$ 165,252.18	0.38%	\$ 78,911.43	\$ 300.57
Classroom Facilities LFI Share	004-9003	\$ 324,393.01	0.75%	\$ 78,911.43	\$ 590.03
Classroom Facilities Fund State Share	010-9900	\$ -	0.00%	\$ 78,911.43	\$ -
Classroom Facilities Fund Local Share	010-9901	\$ 279,538.40	0.64%	\$ 78,911.43	\$ 508.45
		<u>\$ 43,384,719.44</u>	<u>100.00%</u>		<u>\$ 78,911.43</u>
					<i>0.00</i>
<u>Expendable Trust Accounts</u>					
Administration Scholarship	007-9003	\$ 2,597.54	1.46%	\$ 700.27	\$ 10.20
Dennis Jeffery Scholarship	007-9006	\$ 542.88	0.30%	\$ 700.27	\$ 2.13
Audrey Aileen Kite Scholarship	007-9007	\$ 145,028.22	81.33%	\$ 700.27	\$ 569.52
Jarod Bennett Scholarship	007-9009	\$ 659.33	0.37%	\$ 700.27	\$ 2.59
Donald L. Palmer Scholarship	007-9013	\$ 8,602.38	4.82%	\$ 700.27	\$ 33.78
Diversity/Achievement Scholarship	007-9017	\$ 595.35	0.33%	\$ 700.27	\$ 2.34
Gloria Taylor Memorial Scholarship	007-9019	\$ 11,997.74	6.73%	\$ 700.27	\$ 47.12
LCS Board Scholarship Fund	007-9021	\$ 508.97	0.29%	\$ 700.27	\$ 2.00
Molly McCool Scholarship	007-9100	\$ 262.85	0.15%	\$ 700.27	\$ 1.03
Rosalee Satchell/Domino's Pizza Scholar	007-9101	\$ 7,526.20	4.22%	\$ 700.27	\$ 29.56
		<u>\$ 178,321.46</u>	<u>100.00%</u>		<u>\$ 700.27</u>
					<i>0.00</i>
<u>Non-Expendable Trust Accounts</u>					
Louisa Wright Scholarship	008-0000	\$ 16,610.11	12.21%	\$ 434.18	\$ 53.00
Michael Rourke Scholarship	008-9001	\$ 3,926.82	2.89%	\$ 434.18	\$ 12.53
Friends of Academics Scholarship	008-9002	\$ 109,126.28	80.21%	\$ 434.18	\$ 348.24
Ron Lefeber Scholarship	008-9004	\$ 6,395.55	4.70%	\$ 434.18	\$ 20.41
		<u>\$ 136,058.76</u>	<u>100.00%</u>		<u>\$ 434.18</u>
					<i>0.00</i>
				Grand Total Interest	<u>\$ 80,045.88</u>