

**FY 2026**  
**General Fund Analysis and**  
**Treasurer's Monthly Reports**  
**December 15, 2025**



**For the Month Ending**  
**November 30, 2025**

**Prepared by:**  
**Karen Ervin**  
**Treasurer/CFO**

# **SECTION I**

Five Year Forecast (October 15, 2025)

General Fund Variance Analysis: Cash, Revenue, & Expenditure



## Five-Year Forecast (FY 2026 - FY 2029)

### LEBANON CITY SCHOOL DISTRICT – WARREN COUNTY

#### Forecast Summary

Lebanon City School District

#### Projected Revenue, Expenditures, and Cash Balance



#### Financial Forecast Summary

	Fiscal Year 2026	Fiscal Year 2027	Fiscal Year 2028	Fiscal Year 2029	Fiscal Year 2030
Beginning Balance (Line 7.010) <i>*Includes Renewal/New Levy Revenue, see Disclosures</i>	22,595,264	22,153,909	20,034,016	16,494,841	11,535,743
+ Revenue	76,738,915	78,301,130	79,989,437	81,675,820	82,399,436
- Expenditures	(77,180,270)	(80,421,023)	(83,528,612)	(86,634,918)	(89,916,068)
= Revenue Surplus or Deficit	(441,355)	(2,119,893)	(3,539,175)	(4,959,098)	(7,516,632)
Line 7.020 Ending Balance with Renewal/New Levies	22,153,909	20,034,016	16,494,841	11,535,743	4,019,112

## COMPARISON OF CASH BALANCES

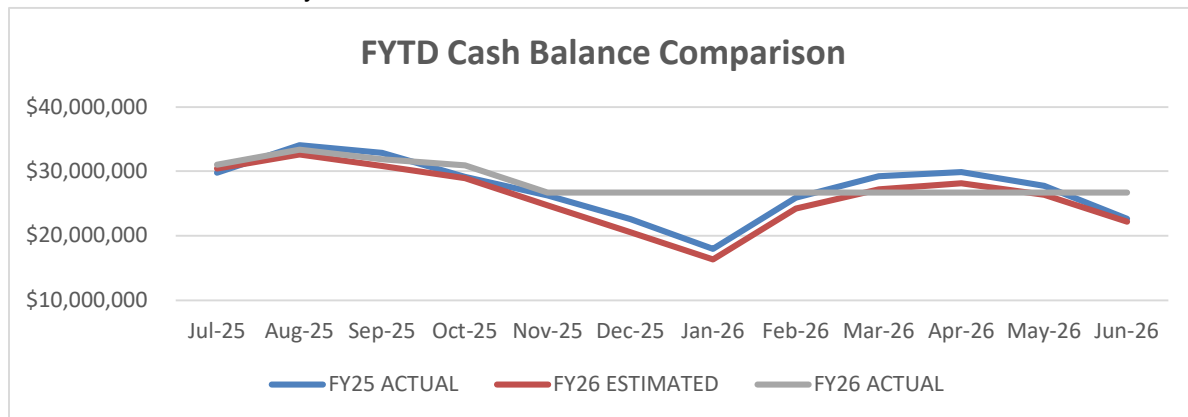
### November 30, 2025

Actual Cash Balance		\$26,735,238
Estimated Cash Balance		\$24,724,099
Variance From Estimate	OVER	\$2,011,139
Percent Variance From Estimate	OVER	8.13%
Previous Year Cash Balance		\$26,240,077

Current Encumbrances	\$5,298,093
Current Unencumbered Cash Balance	\$21,437,145
Current Days of Operating Cash (based on Unencumbered Cash Balance)	101.38
Estimated Fiscal Year End Days of Operating Cash	104.77
Minimum General Fund Cash Balance Threshold per Fiscal Policy	36.50
Future Goal for General Fund Cash Balance per Fiscal Policy	120.00

**DESCRIPTION:** General Fund cash balance as projected on 5-year financial forecast. Actual cash balance to determine number of days of operating cash.

**COMMENTS:** Cash balance is trending higher than the forecast, primarily related expenditures. We will need to reevaluate our assumptions in the Financial Forecast based on our current year actuals.



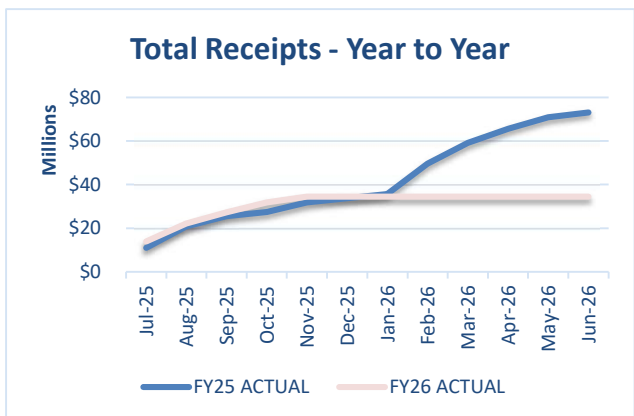
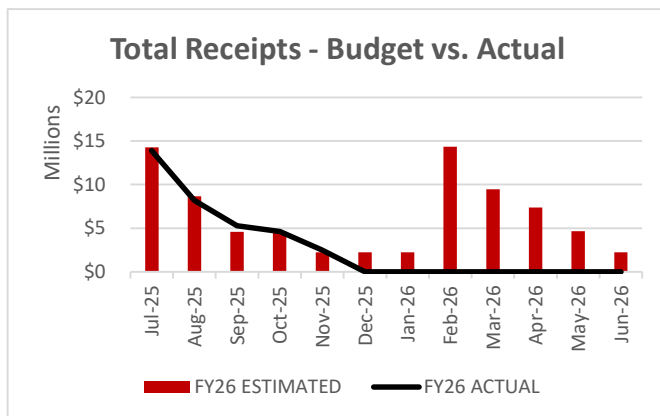
## COMPARISON OF TOTAL RECEIPTS

### November 30, 2025

		Monthly		Fiscal Year 2026 Year-to-Date
Actual Receipts		\$2,472,598		\$34,392,933
Estimated Receipts		\$2,225,857		\$34,287,285
Variance From Estimate	OVER	\$246,741	OVER	\$105,648
Variance From Estimate	OVER	11.09%	OVER	0.31%
Actual Prior Year		\$4,269,145		\$31,729,106
Total Fiscal Year 2026 Estimate				\$76,738,917
Percent Of Total Estimate Received				44.82%
Percent Of Budget Year Completed		5 month(s)		41.67%

**DESCRIPTION:** This category consists of all General Fund revenues contained within this report.

**COMMENTS:** Total receipts are trending in line with the forecast.



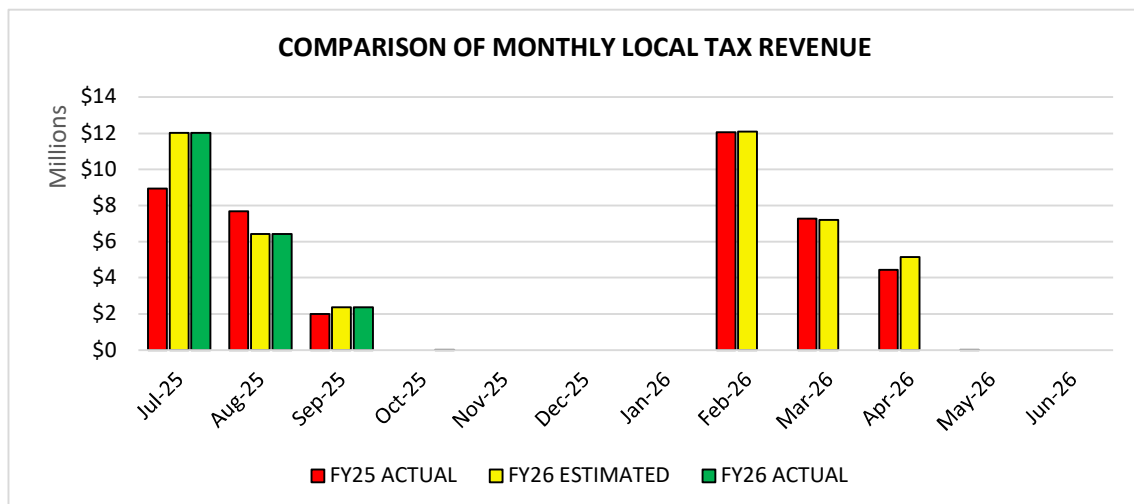
## COMPARISON OF LOCAL TAXES

November 30, 2025

	Monthly		Fiscal Year 2026 Year-to-Date	
Actual Tax Receipts		\$0		\$20,821,907
Estimated Tax Receipts		\$0		\$20,818,000
Variance From Estimate	OVER	\$0	OVER	\$3,907
Variance From Estimate	OVER	#DIV/0!	OVER	0.02%
Actual Prior Year		\$0		\$18,628,764
Total Fiscal Year 2026 Estimate				\$45,270,025
Percent Of Total Estimate Received				45.99%
Percent Of Budget Year Completed		5 month(s)		41.67%

**DESCRIPTION:** This category consists of real and personal property taxes. Real property taxes are received in September and April with advances being available the two months prior to settlement. Personal Property taxes are received in October and June.

**COMMENTS:** Total receipts are trending in line with the forecast.



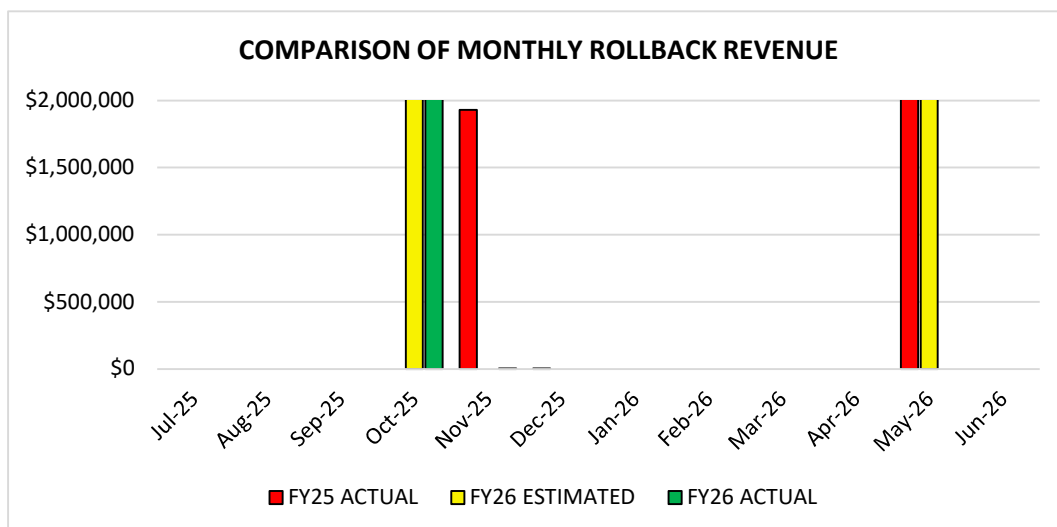
## COMPARISON OF STATE ROLLBACK

### November 30, 2025

	<u>Monthly</u>		<u>Fiscal Year 2026 Year-to-Date</u>	
Actual State Receipts		\$2,446		\$2,356,727
Estimated State Receipts		\$0		\$2,340,000
Variance From Estimate	OVER	\$2,446	OVER	\$16,727
Variance From Estimate	OVER	#DIV/0!	OVER	0.71%
Actual Prior Year		\$1,929,670		\$1,929,670
Total Fiscal Year 2026 Estimate				\$4,758,603
Percent Of Total Estimate Received				49.53%
Percent Of Budget Year Completed		5 month(s)		41.67%

**DESCRIPTION:** This category consists of homestead/rollback and \$10,000 exemptions received once for the \$10,000 exemption. Rollback is paid by the State of Ohio around November and May.

**COMMENTS:** Total receipts are trending in line with the forecast.



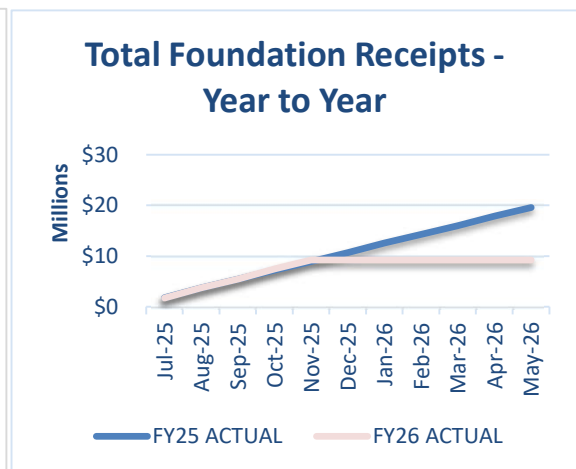
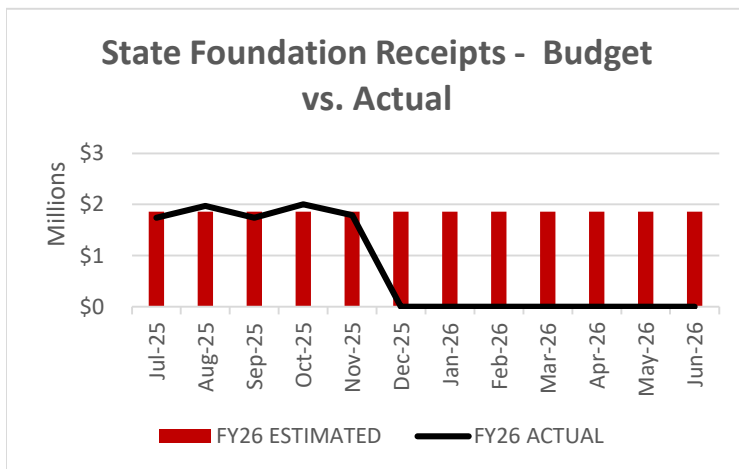
## COMPARISON OF STATE FOUNDATION

### November 30, 2025

		Monthly		Fiscal Year 2026 Year-to-Date
Actual State Receipts		\$1,786,167		\$9,233,578
Estimated State Receipts		\$1,858,165		\$9,290,825
Variance From Estimate	UNDER	(\$71,998)	UNDER	(\$57,247)
Variance From Estimate	UNDER	-3.87%	UNDER	-0.62%
Actual Prior Year		\$1,722,854		\$8,922,248
Total Fiscal Year 2026 Estimate				\$22,297,984
Percent Of Total Estimate Received				41.41%
Percent Of Budget Year Completed		5 month(s)		41.67%

**DESCRIPTION:** This category consists of unrestricted and restricted state aid.

**COMMENTS:** Total receipts are trending in line with the forecast.





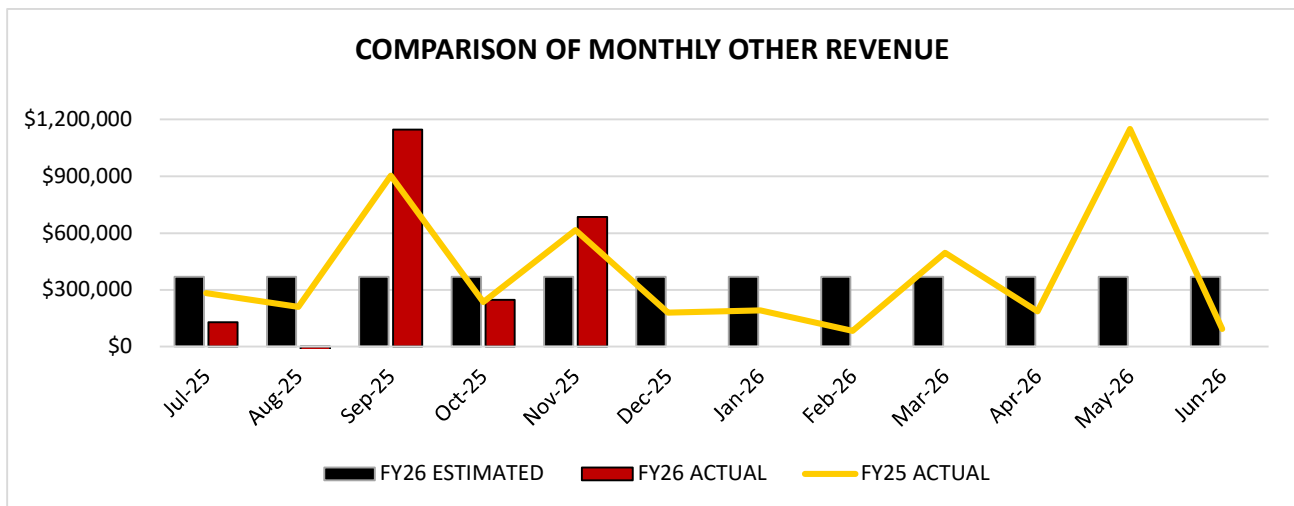
## COMPARISON OF OTHER REVENUES

November 30, 2025

		Monthly		Fiscal Year 2026 Year-to-Date
Actual Other Receipts		\$683,985		\$1,980,721
Estimated Other Receipts		\$367,692		\$1,838,460
Variance From Estimate	OVER	\$316,292	OVER	\$142,261
Variance From Estimate	OVER	86.02%	OVER	7.74%
Actual Prior Year		\$616,621		\$2,248,425
Total Fiscal Year 2026 Estimate				\$4,412,305
Percent Of Total Estimate Received				44.89%
Percent Of Budget Year Completed		5 month(s)		41.67%

**DESCRIPTION:** This category consists of advances-in, transfers-in, notes received, other state sources, tuition, rent, sale of assets, and other miscellaneous revenues.

**COMMENTS:** Total receipts are trending higher than than the forecast. This is primarily related to the timing of economic development incentive payments - we received around \$538K during November.



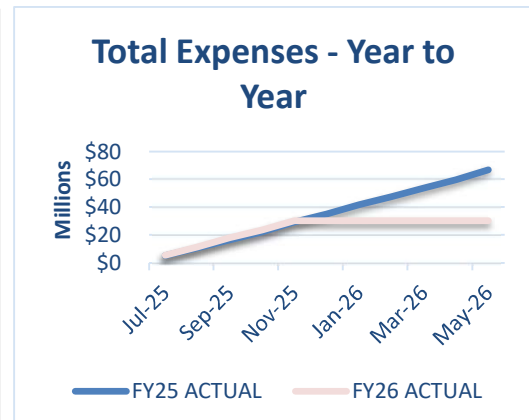
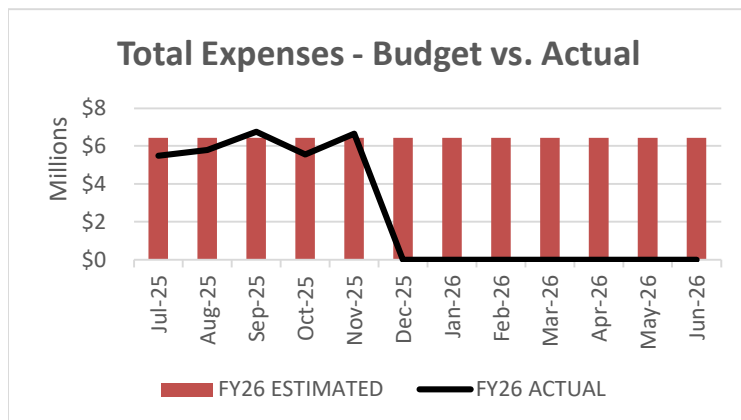
## COMPARISON OF TOTAL EXPENDITURES

November 30, 2025

		Monthly		Fiscal Year 2026 Year-to-Date
Actual Expenditures		\$6,656,822		\$30,252,959
Estimated Expenditures		\$6,431,690		\$32,158,450
Variance From Estimate	OVER	\$225,132	UNDER	(\$1,905,491)
Variance From Estimate	OVER	3.50%	UNDER	-5.93%
Actual Prior Year		\$7,150,825		\$29,328,619
Total Fiscal Year 2026 Estimate				\$77,180,271
Percent Of Total Estimate Spent				39.20%
Percent Of Budget Year Completed		5 month(s)		41.67%

**DESCRIPTION:** This category consists of all expenditures contained within this report.

**COMMENTS:** FYTD expenditures are trending less than the forecast, primarily related to an upcoming supplemental payment for salaries/wages and unused budget specified for materials and supplies.



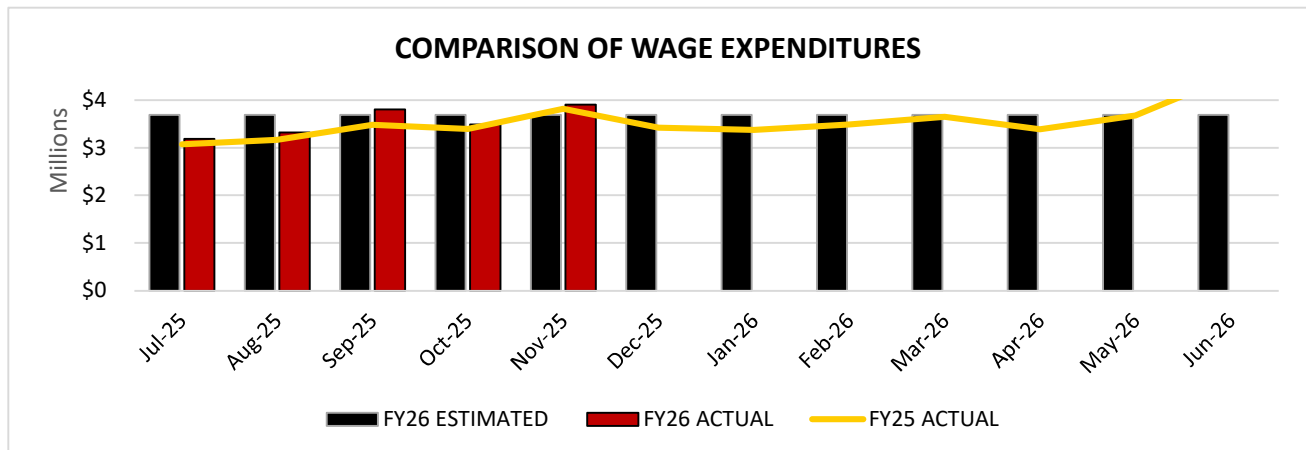
## COMPARISON OF WAGE EXPENDITURES

### November 30, 2025

		Monthly		Fiscal Year 2026 Year-to-Date
Actual Wage Expenditures		\$3,904,181		\$17,697,302
Estimated Wage Expenditures		\$3,690,001		\$18,450,005
Variance From Estimate	OVER	\$214,180	UNDER	(\$752,703)
Variance From Estimate	OVER	5.80%	UNDER	-4.08%
Actual Prior Year		\$3,819,346		\$16,936,617
Total Fiscal Year 2026 Estimate				\$44,280,016
Percent Of Total Estimate Spent				39.97%
Percent Of Budget Year Completed		5 month(s)		41.67%
Percent of Wage Expenditures to Revenues				51.46%
Percent of Wage Expenditures to Total Expenditures				58.50%
Total Percent of Wages & Fringes to Expenditures				81.53%

**DESCRIPTION:** This category consists of regular wages, substitute wages, and supplementals, etc.

**COMMENTS:** FYTD expenditures are trending less than the forecast. The supplemental pay in November did not even this trend out as much as anticipated, so we will need to reevaluate our assumptions in the upcoming financial forecast.



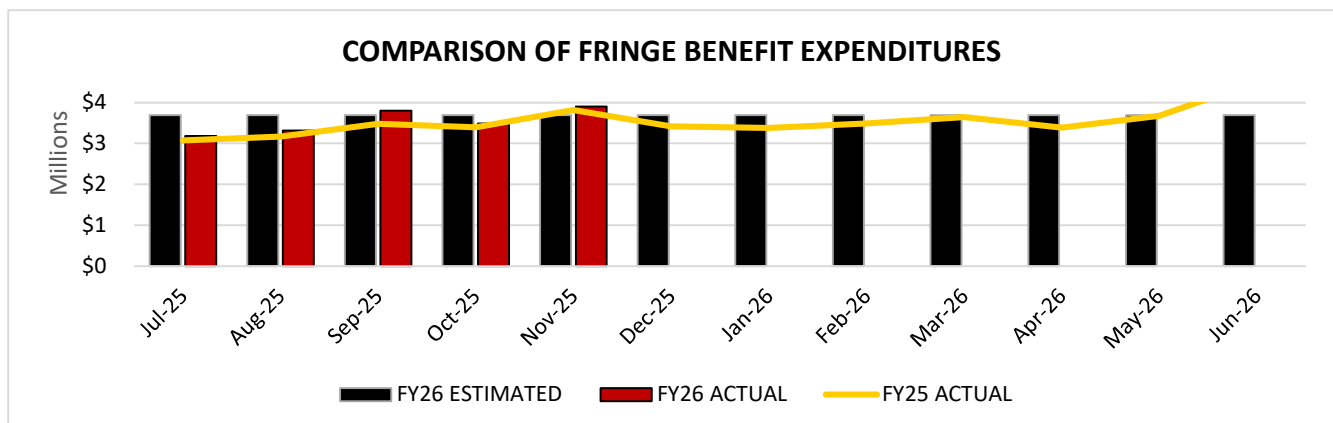
## COMPARISON OF FRINGE BENEFIT EXPENDITURES

November 30, 2025

		Monthly		Fiscal Year 2026 Year-to-Date
Actual Fringe Benefit Expenditures		\$1,383,555		\$6,966,771
Estimated Fringe Benefit Expenditures		\$1,437,025		\$7,185,125
Variance From Estimate	UNDER	(\$53,470)	UNDER	(\$218,354)
Variance From Estimate	UNDER	-3.72%	UNDER	-3.04%
Actual Prior Year		\$1,441,764		\$6,779,084
Total Fiscal Year 2026 Estimate				\$17,244,297
Percent Of Total Estimate Spent				40.40%
Percent Of Budget Year Completed		5 month(s)		41.67%
Percent of Fringe Benefits to Revenues				20.26%
Total Percent of Wages & Fringes to Revenues				71.71%
Percent of Fringe Benefits to Total Expenditures				23.03%
Total Percent of Wages & Fringes to Expenditures				81.53%

**DESCRIPTION:** This category consists of employee insurance programs, retirement, Medicare, etc.

**COMMENTS:** FYTD expenditures are trending less than the forecast. As mentioned on the wages comparison, the assumptions for benefits will need evaluated in the upcoming forecast update.



## COMPARISON OF PURCHASED SERVICE EXPENDITURES

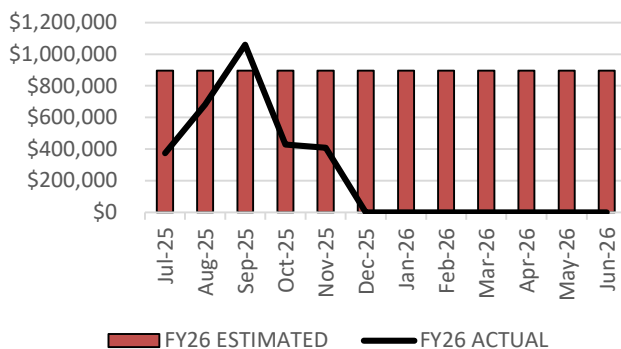
November 30, 2025

		Monthly		Fiscal Year 2026 Year-to-Date
Actual Service Expenditures		\$408,674		\$2,949,946
Estimated Service Expenditures		\$896,734		\$4,483,670
Variance From Estimate	UNDER	(\$488,060)	UNDER	(\$1,533,724)
Variance From Estimate	UNDER	-54.43%	UNDER	-34.21%
Actual Prior Year		\$831,360		\$2,952,367
Total Fiscal Year 2026 Estimate				\$10,760,803
Percent Of Total Estimate Spent				27.41%
Percent Of Budget Year Completed			5 month(s)	41.67%

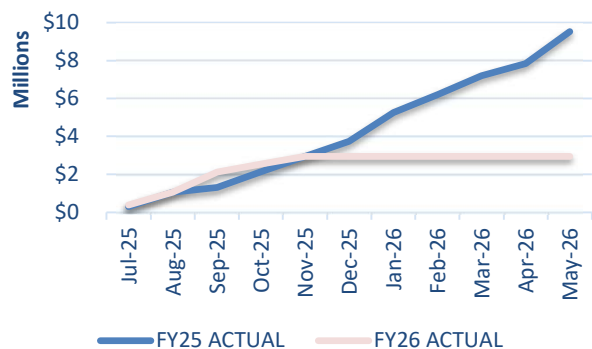
**DESCRIPTION:** This category consists of contract services, utilities, lease purchase costs, repairs, etc.

**COMMENTS:** FYTD expenditures are trending less than the forecast. These expenses are dependent upon time of year and tend to run low during the first couple of months of the fiscal year. However, we will also need to reevaluate our assumptions in the financial forecast.

**Total Purchased Services - Budget  
vs. Actual**



**Total Purchased Services - Year  
to Year**



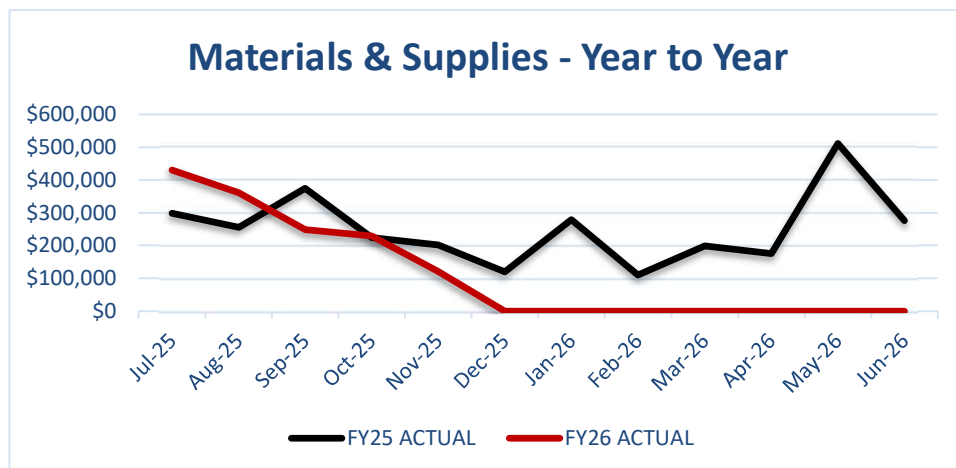
## COMPARISON OF SUPPLIES & MATERIAL EXPENDITURES

November 30, 2025

		<u>Monthly</u>		<u>Fiscal Year 2026 Year-to-Date</u>
Actual Material Expenditures		\$121,425		\$1,389,743
Estimated Material Expenditures		\$260,516		\$1,302,580
Variance From Estimate	UNDER	(\$139,091)	OVER	\$87,163
Variance From Estimate	UNDER	-53.39%	OVER	6.69%
Actual Prior Year		\$201,137		\$1,352,756
Total Fiscal Year 2026 Estimate				\$3,126,188
Percent Of Total Estimate Spent				44.45%
Percent Of Budget Year Completed			5 month(s)	41.67%

**DESCRIPTION:** This category consists of office supplies and instructional supplies.

**COMMENTS:** FYTD expenditures are trending higher than the forecast. This fluctuation is based on the needs of the district and dependent upon the time of the year, but has trended high in the last several months. We will need to reevaluate our assumptions in the financial forecast.



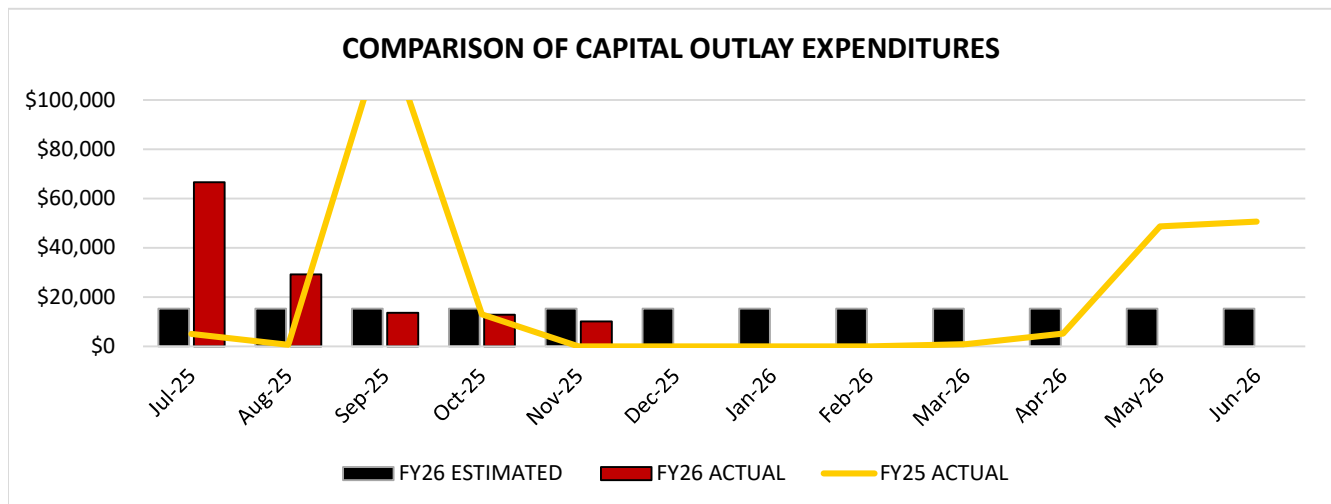
## COMPARISON OF EQUIPMENT & CAPITAL EXPENDITURES

November 30, 2025

		Monthly		Fiscal Year 2026 Year-to-Date
Actual Equipment Expenditures		\$10,123		\$132,224
Estimated Equipment Expenditures		\$15,284		\$76,420
Variance From Estimate	UNDER	(\$5,161)	OVER	\$55,804
Variance From Estimate	UNDER	-33.77%	OVER	73.02%
Actual Prior Year		\$0		\$147,092
Total Fiscal Year 2026 Estimate				\$183,413
Percent Of Total Estimate Spent				72.09%
Percent Of Budget Year Completed		5 month(s)		41.67%

**DESCRIPTION:** This category consists of new and replacement equipment, and capital outlay.

**COMMENTS:** FYTD expenditures are trending more than the forecast. Capital expenditures are dependent upon need, so costs tend to be inconsistent throughout the year.



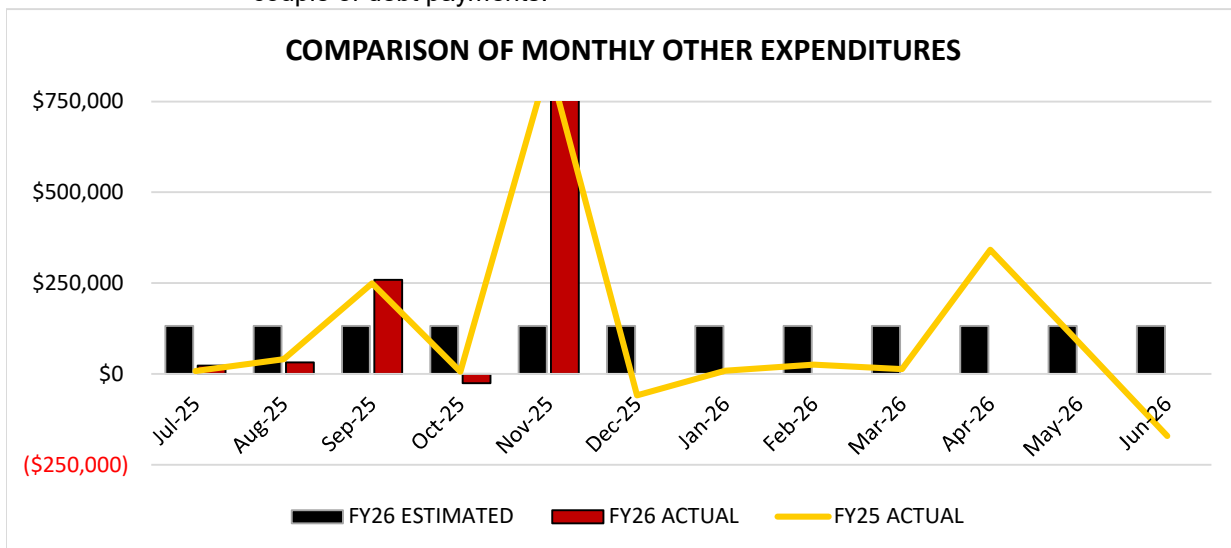
## COMPARISON OF ALL OTHER EXPENDITURES

November 30, 2025

		Monthly		Fiscal Year 2026 Year-to-Date
Actual Other Expenditures		\$828,864		\$1,116,973
Estimated Other Expenditures		\$132,130		\$660,650
Variance From Estimate	OVER	\$696,734	OVER	\$456,323
Variance From Estimate	OVER	527.31%	OVER	69.07%
Actual Prior Year		\$857,217		\$1,160,703
Total Fiscal Year 2026 Estimate				\$1,585,554
Percent Of Total Estimate Spent				70.45%
Percent Of Budget Year Completed		5 month(s)		41.67%

**DESCRIPTION:** This category consists of advances, transfers, contingencies, auditor/treasurer fees, county board deductions, etc.

**COMMENTS:** FYTD expenditures are trending less than the forecast. This expenditure group is volatile and occurs randomly throughout the year. During November, we made a couple of debt payments.





## **SECTION II**

### Fiscal Policy



# LEBANON CITY SCHOOL DISTRICT

## Fiscal Policy



### 1. Structurally Balanced Budget

The annual Operating Budget will be structurally balanced throughout the budget process. Recurring revenues will equal or exceed recurring expenditures in both the proposed and adopted Operating Budgets. If a structural imbalance occurs, a plan will be developed by the Superintendent and Treasurer to bring the budget back into structural balance.

### 2. Report on How the Budget Is Balanced

The District Superintendent and Treasurer shall report to the Board on how the budget is balanced with a concise narrative, and if the budget is not in balance, the Superintendent and Treasurer will clearly delineate why and present a plan of options for corrective action within 90 days of the initial report.

### 3. General Fund Balance

The District shall maintain a General Fund Balance as follows:

- An unencumbered operating reserve equivalent to 10% (36.5 days of operating cash) or more of the General Fund's annual expenditure budget at fiscal year-end.
- The District will also only expend up to 100% of the District's annual available resources minus the prior year's reserve without board approval until an unencumbered operating reserve of 20% is met.

### 4. Use of One-Time Resources

Once the General Fund budget is brought into structural balance, one-time resources such as proceeds from asset sales, debt refinancing, one-time grants, revenue windfalls, budget savings, and similar non-recurring revenues shall not be used for current or new operating expenses. Appropriate uses of one-time resources include establishing and rebuilding emergency and operating reserves, early retirement of debt, capital expenditures and other non-recurring expenditures.

### 5. Accounting and Financial Reporting

The District will conform to generally accepted accounting principles as promulgated by Government Account Standards Board (GASB) and the Government Finance Officers Association (GFOA). Reporting will include the following:

- Interim Financial Reports: The Treasurer will prepare monthly financial reports for the Board of Education that analyze and evaluate the District's financial performance based upon the District's spending plan which is a month by month breakdown of anticipated revenues and expenditures for the entire fiscal year.
- Red Flag Exceptions: The Treasurer shall advise the Board of Education of significant negative or positive financial information as soon as he or she becomes aware of it and assesses the impact of the financial information on the District's financial situation.

**6. Grants**

District Staff will identify, apply for and effectively administer federal, state, local and other grants, which address the District's priorities and policy objectives and provide a positive cost benefit to the District, as determined by the Superintendent or his/her designee.

**7. Financial Planning**

The District shall develop a long-range financial plan that forecasts General Fund expenditures and revenues, which will include three years of history and five years of projections. The long-range financial plan will be updated and filed with the State of Ohio before every May 31st and October 31st. As part of the budget process, the Treasurer will advise the Board of potential long-range positive and negative trends along with an executive summary of those trends. The long-range financial plan should include an analysis of such factors as:

- State Revenue and Expenditure Impacts
- Legislative Issues Passed and Pending
- Real Estate Development - Commercial and Residential
- Demographic Changes Effecting Student Population
- And Other Indicators Affecting Funding and Expenditures

**8. General Obligation Debt Limits**

In keeping with the policy of fiscal responsibility, the District will stay within the General Assemblies debt limitations of nine percent of its tax valuation, except where allowed by law.

**9. Policy Annual Review**

Each fiscal year, the District's Community Audit Advisory Committee (CAAC) will review/revise this policy and make recommendations to the Board of Education for adoption.

## **SECTION III**

Cash Summary Report (all funds)  
Disbursement Summary Report  
Lebanon CSD Bank Reconciliation Report  
Lebanon CSD Payroll Reconciliation Report  
Lebanon CSD Investment Report  
Lebanon CSD Interest Earnings Report



LEBANON CITY SCHOOL DISTRICT

Cash Summary Report

Full Account Code	Description	Initial Cash	MTD Received	FYTD Received	MTD Expended	FYTD Expended	Fund Balance	Encumbrance	Unencumbered Balance
001-0000	General Fund	\$ 22,595,238.75	\$ 2,472,598.05	\$ 34,392,933.41	\$ 6,656,821.82	\$ 30,252,934.27	\$ 26,735,237.89	\$ 5,298,092.70	\$ 21,437,145.19
002-0000	Debt Retirement Fund	10,499,305.14	30,413.52	2,277,315.91	2,134,225.00	3,969,953.30	8,806,667.75	153,125.00	8,653,542.75
003-9008	Lebanon Athletic Facilities Improvements	155,435.26	3,979.83	26,800.24	6,060.00	6,060.00	176,175.50	0.00	176,175.50
003-9099	Capital Projects Fund	1,200,414.79	619,377.18	1,712,390.45	360,718.73	713,299.44	2,199,505.80	865,555.75	1,333,950.05
004-9000	Building Fund	47,847.84	166.31	683.31	0.00	0.00	48,531.15	0.00	48,531.15
004-9001	Energy Conservation Fund	9,994.32	0.00	0.00	0.00	0.00	9,994.32	0.00	9,994.32
004-9002	2013 Building Fund LFI	324,393.01	0.00	0.00	0.00	0.00	324,393.01	0.00	324,393.01
004-9003	Building Fund/LFI Interest	6,270.35	1,115.50	4,607.97	0.00	0.00	10,878.32	0.00	10,878.32
006-0000	Child Nutrition Fund	591,857.72	250,626.90	706,563.90	239,602.90	792,566.37	505,855.25	473,186.08	32,669.17
007-9003	Lebanon CSD Administration Scholarship Fund	1,868.53	7.97	42.46	0.00	0.00	1,910.99	0.00	1,910.99
007-9006	Dennis Barr Jeffery Memorial Scholarship Fund	330.67	1.41	7.52	0.00	0.00	338.19	0.00	338.19
007-9007	Audrey Aileen Kite Scholarship Fund	140,154.82	598.01	3,185.26	0.00	0.00	143,340.08	0.00	143,340.08
007-9009	Jarod Bennett Memorial Fund	637.17	2.72	14.48	0.00	0.00	651.65	0.00	651.65
007-9013	Donald L. Palmer Scholarship Fund	8,313.32	35.47	188.93	0.00	0.00	8,502.25	0.00	8,502.25
007-9016	Unclaimed Monies Fund	40,788.68	0.00	4,070.41	0.00	0.00	44,859.09	0.00	44,859.09
007-9017	Diversity and Achievement Scholarship	575.35	2.45	13.07	0.00	0.00	588.42	0.00	588.42
007-9019	Gloria Taylor Memorial Scholarship	11,594.59	49.47	263.50	0.00	0.00	11,858.09	0.00	11,858.09
007-9021	LCS Board Scholarship Fund	8.66	0.04	0.20	0.00	0.00	8.86	0.00	8.86
007-9022	Pepsi Scholarship Fund	0.00	0.00	1,200.00	0.00	0.00	1,200.00	0.00	1,200.00
007-9100	Molly McCool Memorial Scholarship Fund	254.01	1.08	5.77	0.00	0.00	259.78	0.00	259.78
007-9101	Rosalee Satchell/Domino's Pizza Scholar. Fund	7,273.31	31.03	165.29	0.00	0.00	7,438.60	0.00	7,438.60
008-0000	Louisa Jurey Wright Scholarship Fund	16,166.18	55.66	286.73	0.00	0.00	16,452.91	0.00	16,452.91
008-9001	Michael Rourke Scholarship Fund	3,821.88	13.16	67.78	0.00	0.00	3,889.66	0.00	3,889.66
008-9002	Friends of Academics Scholarship Fund	105,431.12	362.99	1,869.99	0.00	0.00	107,301.11	0.00	107,301.11
008-9004	Ron LeFeber Memorial Scholarship Fund	5,899.83	20.59	185.19	0.00	0.00	6,085.02	0.00	6,085.02
009-9004	LJHS USS Fund	28,899.24	1,596.30	35,967.15	2,510.18	31,909.92	32,956.47	8,403.84	24,552.63
009-9005	LHS USS Fund	224,657.58	14,812.40	151,069.99	18,781.40	141,072.32	234,655.25	91,077.34	143,577.91
009-9006	Bowman USS Fund	7,956.53	1,611.00	33,793.50	836.32	34,980.84	6,769.19	1,101.04	5,668.15
009-9007	Berry USS Fund	836.30	707.00	21,083.00	1,209.44	19,632.68	2,286.62	2,297.90	(11.28)
009-9008	Donovan USS Fund	27,026.82	1,210.50	23,814.81	261.61	16,642.93	34,198.70	4,315.89	29,882.81
009-9009	Art USS Fund	4,380.45	1,967.00	26,692.50	189.61	1,894.98	29,177.97	1,791.13	27,386.84
009-9010	Math Grades 6-8 USS	4,591.50	96.00	2,647.75	0.00	0.00	7,239.25	0.00	7,239.25

As Of Period: 11/30/2025

## LEBANON CITY SCHOOL DISTRICT

### Cash Summary Report

Full Account Code	Description	Initial Cash	MTD Received	FYTD Received	MTD Expended	FYTD Expended	Fund Balance	Encumbrance	Unencumbered Balance
009-9011	Virtual Learning Supplies	\$ 7,543.10	\$ 0.00	\$ 0.00	\$ 0.00	\$ 0.00	\$ 7,543.10	\$ 0.00	\$ 7,543.10
010-9000	Classroom Facilities Project State Share	(56,051.62)	0.00	0.00	0.00	16,728.91	(72,780.53)	134,375.73	(207,156.26)
010-9001	Classroom Facilities Project Local Share	288,777.99	0.00	0.00	0.00	9,239.59	279,538.40	73,934.99	205,603.41
010-9900	Classroom Facilities State Share/Interest	333,253.65	0.00	0.00	0.00	0.00	333,253.65	0.00	333,253.65
010-9901	Classroom Facilities Local Share/Interest	1,780,236.44	961.26	3,970.81	0.00	0.00	1,784,207.25	0.00	1,784,207.25
018-9000	LJHS Neediest Kids of All	116.74	0.00	400.00	0.00	0.00	516.74	0.00	516.74
018-9001	Bowman Neediest Kids of All	29.98	0.00	2,000.00	50.34	561.20	1,468.78	449.66	1,019.12
018-9002	LJHS Morning Market	6,747.06	121.00	694.00	92.00	497.75	6,943.31	250.17	6,693.14
018-9003	Donovan Neediest Kids of All	133.61	0.00	1,000.00	0.00	0.00	1,133.61	0.00	1,133.61
018-9005	Berry Neediest Kids of All	85.08	0.00	1,000.00	70.88	575.33	509.75	509.67	0.08
018-9007	LJHS Teachers' Lounge	885.45	0.00	0.00	111.26	167.57	717.88	32.43	685.45
018-9009	LHS Media Center Fund	1,897.09	0.00	89.50	0.00	0.00	1,986.59	0.00	1,986.59
018-9010	Transportation Dept's Lounge	590.33	52.52	133.15	0.00	0.00	723.48	0.00	723.48
018-9011	Donovan Media Center	6,521.59	21.00	317.99	0.00	0.00	6,839.58	31.76	6,807.82
018-9013	Bowman Media Center	12,738.40	88.50	189.75	0.00	0.00	12,928.15	0.00	12,928.15
018-9015	LJHS Building Fund	13,344.20	531.20	4,565.05	130.82	2,058.33	15,850.92	1,577.78	14,273.14
018-9019	Donovan Building Fund	1,015.13	267.14	4,349.41	400.72	4,129.28	1,235.26	800.41	434.85
018-9021	Bowman Building Fund - Student	57,080.89	23,294.53	27,921.30	1,765.00	12,186.72	72,815.47	800.00	72,015.47
018-9023	Berry Building Fund	11,792.43	2,449.34	2,519.87	766.86	9,026.12	5,286.18	1,175.47	4,110.71
018-9024	LHS Building Fund	9,737.99	659.00	3,884.14	2,053.46	3,362.74	10,259.39	5,013.69	5,245.70
018-9025	LHS Bridges	3,180.62	120.00	2,270.00	1,146.38	1,146.38	4,304.24	353.62	3,950.62
018-9027	LJHS Media Center	806.57	0.00	140.49	0.00	0.00	947.06	0.00	947.06
018-9028	Berry Media Center	4,339.14	(3.01)	276.96	0.00	0.00	4,616.10	0.00	4,616.10
018-9031	LJHS - Washington DC Trip	1,984.87	1,755.10	4,955.10	0.00	0.00	6,939.97	200.00	6,739.97
018-9032	LJHS Counselors - PBIS Program	933.22	0.00	4,000.00	96.80	743.56	4,189.66	1,125.55	3,064.11
018-9033	Bowman Student Assistance Fund	4,050.66	0.00	0.00	0.00	0.00	4,050.66	0.00	4,050.66
018-9034	Warrior Assistance Fund	2,673.08	0.00	1,925.00	0.00	0.00	4,598.08	0.00	4,598.08
018-9035	Technology Repair Fund	20,535.70	636.25	5,148.19	0.00	0.00	25,683.89	0.00	25,683.89
018-9036	Bowman Unplug & Play Fund	613.70	350.00	1,018.89	196.80	428.17	1,204.42	600.00	604.42
019-9002	Making Middle Schools Work Grant	315.00	0.00	0.00	0.00	0.00	315.00	0.00	315.00
019-9006	Warren County Board of Dev Disabilites Grant	0.00	0.00	25,000.00	0.00	0.00	25,000.00	0.00	25,000.00
019-9013	Martha Holden Jennings Grant - McAndrews	4,811.25	0.00	0.00	0.00	0.00	4,811.25	0.00	4,811.25
019-9014	Morning Movers Grant	73.33	0.00	2,000.00	459.99	1,481.30	592.03	0.00	592.03
019-9016	FUSE Grant - Donovan	4,400.00	0.00	0.00	0.00	0.00	4,400.00	0.00	4,400.00
019-9022	Hope Squad, Suicide Prevention Grant	283.39	0.00	0.00	120.14	499.90	(216.51)	237.97	(454.48)

As Of Period: 11/30/2025

## LEBANON CITY SCHOOL DISTRICT

### Cash Summary Report

Full Account Code	Description	Initial Cash	MTD Received	FYTD Received	MTD Expended	FYTD Expended	Fund Balance	Encumbrance	Unencumbered Balance
019-9027	High Schools That Work Mini Grant - LJHS	\$ 625.03	\$ 0.00	\$ 0.00	\$ 0.00	\$ 0.00	\$ 625.03	\$ 0.00	\$ 625.03
019-9028	Learning Links Grant - Career Tech	1,296.00	0.00	0.00	0.00	0.00	1,296.00	0.00	1,296.00
019-9029	High Schools That Work Mini Grant - LHS	1,000.00	0.00	0.00	0.00	0.00	1,000.00	0.00	1,000.00
019-9031	Pilot/Flying J STEM Grant	0.00	0.00	10,000.00	1,196.55	9,562.83	437.17	437.17	0.00
019-9032	ID Project Grant	0.00	0.00	8,800.00	0.00	0.00	8,800.00	0.00	8,800.00
019-9033	Greater Cincinnati Foundation Grant - Bowman Sensory Room	0.00	0.00	1,986.00	1,458.43	1,458.43	527.57	182.99	344.58
019-9034	Super U! Challenge Grant - Donovan	0.00	0.00	1,450.00	0.00	0.00	1,450.00	0.00	1,450.00
022-9000	Girls Volleyball OHSAA Tournament Fund	2,811.00	0.00	2,315.00	0.00	2,811.00	2,315.00	0.00	2,315.00
022-9001	Boys Soccer OHSAA Tournament Fund	0.00	0.00	1,038.00	0.00	0.00	1,038.00	0.00	1,038.00
022-9002	Girls Soccer OHSAA Tournament Fund	0.00	0.00	1,450.00	0.00	0.00	1,450.00	0.00	1,450.00
022-9005	Baseball OHSAA Tournament Fund	1,342.00	0.00	0.00	0.00	1,342.00	0.00	0.00	0.00
022-9006	Softball OHSAA Tournament Fund	562.00	0.00	0.00	0.00	562.00	0.00	0.00	0.00
022-9007	Football OHSAA Tournament Fund	0.00	2,609.00	2,609.00	0.00	0.00	2,609.00	0.00	2,609.00
022-9008	Girls Lacrosse OHSAA Tournament Fund	457.00	0.00	0.00	0.00	457.00	0.00	0.00	0.00
034-0000	Classroom Facilities Maintenance .5 Mill	810,353.12	3,345.44	241,283.21	0.00	82,097.61	969,538.72	0.00	969,538.72
200-9000	Junior Council on World Affairs	1,339.06	0.00	0.00	0.00	0.00	1,339.06	0.00	1,339.06
200-9001	LHS Art & Portfolio Club	164.94	0.00	0.00	0.00	0.00	164.94	0.00	164.94
200-9003	LHS Drama Club	10,044.88	0.00	0.00	3,424.36	3,849.36	6,195.52	575.64	5,619.88
200-9004	LHS French Club	362.22	0.00	0.00	0.00	0.00	362.22	200.00	162.22
200-9005	LHS Spanish Club	748.08	0.00	0.00	0.00	0.00	748.08	0.00	748.08
200-9006	LHS FCCLA	9,531.39	0.00	0.00	0.00	238.00	9,293.39	2,290.06	7,003.33
200-9007	LHS FBLA	5,394.92	1,544.00	2,054.00	0.00	688.50	6,760.42	1,000.00	5,760.42
200-9008	LHS National Honor Society	4,002.07	0.00	490.00	149.38	656.31	3,835.76	575.42	3,260.34
200-9011	LHS Recording Club	646.89	0.00	0.00	0.00	0.00	646.89	0.00	646.89
200-9012	AFJROTC	3,631.46	135.00	1,381.95	284.84	2,141.91	2,871.50	323.69	2,547.81
200-9013	LJHS Student Council	8,596.07	0.00	0.00	0.00	0.00	8,596.07	0.00	8,596.07
200-9016	LHS Student Council	44,530.30	0.00	31,759.16	161.36	21,774.16	54,515.30	845.60	53,669.70
200-9017	LJHS Warrior Pride Yearbook	18,421.85	0.00	0.00	0.00	101.23	18,320.62	4,298.77	14,021.85
200-9025	LHS Key Club	1,938.26	0.00	555.00	0.00	390.00	2,103.26	30.00	2,073.26
200-9027	LHS Outdoor Adventure Club	1,900.62	0.00	0.00	0.00	0.00	1,900.62	0.00	1,900.62
200-9029	LHS Yearbook	31,603.86	825.00	5,010.00	0.00	5.00	36,608.86	7,662.87	28,945.99
200-9030	LJHS Spear Club	1,411.01	0.00	0.00	0.00	0.00	1,411.01	0.00	1,411.01

As Of Period: 11/30/2025

## LEBANON CITY SCHOOL DISTRICT

### Cash Summary Report

Full Account Code	Description	Initial Cash	MTD Received	FYTD Received	MTD Expended	FYTD Expended	Fund Balance	Encumbrance	Unencumbered Balance
200-9032	LHS Ecology Club	\$ 393.22	\$ 0.00	\$ 0.00	\$ 0.00	\$ 0.00	\$ 393.22	\$ 0.00	\$ 393.22
200-9035	LJHS Drama Club	27,934.74	4,398.88	5,866.88	5,165.33	6,835.72	26,965.90	1,389.28	25,576.62
200-9037	LJHS Renaissance Academic Success	0.00	0.00	291.80	0.00	291.80	0.00	0.00	0.00
200-9038	LHS Intramurals	210.27	0.00	0.00	0.00	0.00	210.27	0.00	210.27
200-9040	LHS Daylight Prom	2,596.77	0.00	0.00	0.00	0.00	2,596.77	0.00	2,596.77
200-9045	LJHS Science Club	536.85	0.00	0.00	0.00	0.00	536.85	0.00	536.85
200-9046	LHS Gender Sexuality Alliance (GSA)	887.10	0.00	0.00	0.00	0.00	887.10	0.00	887.10
200-9047	LJHS Builders' Club	22.50	0.00	0.00	0.00	0.00	22.50	0.00	22.50
200-9050	LJHS Pop Culture Club	247.86	0.00	0.00	0.00	0.00	247.86	0.00	247.86
200-9051	LHS Beverage Cart	824.29	140.00	1,060.00	36.09	291.48	1,592.81	308.52	1,284.29
200-9054	LHS Hope Squad	1,463.81	0.00	0.00	0.00	0.00	1,463.81	0.00	1,463.81
200-9055	LJHS WarZone	568.30	0.00	0.00	0.00	0.00	568.30	0.00	568.30
200-9056	LHS Class of 2024	3,671.82	0.00	0.00	0.00	0.00	3,671.82	0.00	3,671.82
200-9057	LHS Class of 2025	1,991.94	0.00	0.00	0.00	0.00	1,991.94	0.00	1,991.94
200-9058	Berry Student Council	422.40	0.00	0.00	0.00	0.00	422.40	0.00	422.40
200-9059	LHS Class of 2026	4,412.40	0.00	0.00	0.00	161.68	4,250.72	538.32	3,712.40
200-9060	LHS Maroon Makers	60.00	0.00	0.00	0.00	0.00	60.00	0.00	60.00
200-9061	LHS Class of 2027	1,086.05	0.00	2,500.00	0.00	247.12	3,338.93	52.88	3,286.05
200-9062	LHS Class of 2028	1,065.59	0.00	1,580.00	0.00	810.00	1,835.59	0.00	1,835.59
200-9063	LHS Business Academy	330.87	290.00	765.00	0.00	571.03	524.84	582.05	(57.21)
200-9064	LHS Class of 2029	0.00	0.00	0.00	0.00	491.22	(491.22)	208.78	(700.00)
300-9401	Varsity Winter Guard	3,581.94	9,200.00	9,200.00	0.00	700.00	12,081.94	5,406.87	6,675.07
300-9402	Junior Varsity Winter Guard	3,171.14	2,295.00	3,045.00	0.00	2,500.00	3,716.14	222.41	3,493.73
300-9404	LHS Drumline	7,207.55	4,225.00	4,225.00	0.00	3,454.82	7,977.73	2,930.18	5,047.55
300-9406	Orchestra	8,888.77	544.00	9,632.00	1,260.00	2,314.18	16,206.59	1,529.50	14,677.09
300-9500	LHS Athletic Department	0.00	15,309.54	242,623.17	32,395.77	185,358.25	57,264.92	102,107.22	(44,842.30)
300-9505	LHS Captain's Council	419.16	0.00	0.00	0.00	0.00	419.16	0.00	419.16
300-9506	Boys Club Volleyball	7,698.15	0.00	0.00	0.00	2,935.00	4,763.15	250.00	4,513.15
300-9513	Indoor Track & Field	1,422.45	0.00	60.00	0.00	0.00	1,482.45	2,000.00	(517.55)
300-9514	LJHS Athletic Department	0.00	627.00	20,006.20	773.29	25,054.03	(5,047.83)	6,203.82	(11,251.65)
300-9517	LHS Warrior Stack	16,156.61	0.00	0.00	0.00	3,202.00	12,954.61	0.00	12,954.61
300-9993	LHS Baseball Team - Historical Society	7,450.39	1,962.79	5,353.54	2,072.00	5,914.65	6,889.28	9,123.14	(2,233.86)
401-9024	St. Francis Auxiliary Services FY24	3,483.13	0.00	0.00	0.00	0.00	3,483.13	3,483.13	0.00
401-9025	St. Francis Auxiliary Services FY25	14,573.96	0.00	0.00	0.00	11,321.82	3,252.14	3,252.14	0.00
401-9026	St. Francis Auxiliary Services FY26	0.00	48,373.58	89,797.65	17,670.56	33,028.74	56,768.91	15,139.40	41,629.51
401-9124	Lebanon United Methodist Kindergarten FY24	393.46	0.00	0.00	0.00	0.00	393.46	393.46	0.00



As Of Period: 11/30/2025

## LEBANON CITY SCHOOL DISTRICT

### Cash Summary Report

Full Account Code	Description	Initial Cash	MTD Received	FYTD Received	MTD Expended	FYTD Expended	Fund Balance	Encumbrance	Unencumbered Balance
401-9125	Lebanon United Methodist Kindergarten FY25	\$ 4,729.07	\$ 0.00	\$ 0.00	\$ 0.00	\$ 0.00	\$ 4,729.07	\$ 4,729.07	\$ 0.00
401-9126	Lebanon United Methodist Kindergarten FY26	0.00	3,610.95	5,997.67	71.98	312.87	5,684.80	0.00	5,684.80
401-9224	Lebanon Christian Auxiliary Services FY24	33,618.52	0.00	0.00	0.00	2,706.96	30,911.56	30,911.56	0.00
401-9225	Lebanon Christian Auxiliary Services FY25	86,523.90	0.00	0.00	0.00	65,147.06	21,376.84	21,376.84	0.00
401-9226	Lebanon Christian Auxiliary Services FY26	0.00	108,239.36	223,358.81	34,840.04	115,059.13	108,299.68	25,010.01	83,289.67
451-9024	FY 24 Network Subsidy	5.24	0.00	0.00	0.00	5.08	0.16	0.00	0.16
451-9025	FY 25 Network Subsidy	1,122.70	0.00	0.00	0.00	1,120.86	1.84	0.00	1.84
451-9026	FY 26 Network Subsidy	0.00	0.00	5,000.00	0.00	0.00	5,000.00	0.00	5,000.00
499-9126	Parent Mentor Grant FY 26	0.00	0.00	0.00	2,427.92	8,497.72	(8,497.72)	0.00	(8,497.72)
499-9225	Skills Trainer Project Grant FY25	1,753.46	0.00	0.00	0.00	0.00	1,753.46	0.00	1,753.46
499-9424	OH Attorney General School Law Enfor Technology Grant FY24	30,000.00	0.00	0.00	0.00	0.00	30,000.00	0.00	30,000.00
499-9525	OH AG School Safety Grant FY25	62,279.74	0.00	0.00	0.00	47,723.00	14,556.74	13,975.00	581.74
516-9026	IDEA, Part B FY 26	0.00	300,950.83	300,950.83	152,933.30	375,115.79	(74,164.96)	8,811.94	(82,976.90)
551-9025	Title III, LEP FY 25	(1,569.64)	0.00	3,264.20	457.22	2,151.78	(457.22)	0.00	(457.22)
551-9026	Title III, LEP FY 26	0.00	6,360.38	6,360.38	2,893.09	8,893.09	(2,532.71)	0.00	(2,532.71)
572-9025	Title I FY 25	(20,517.74)	0.00	66,425.97	0.00	35,968.08	9,940.15	3,828.41	6,111.74
572-9026	Title I FY 26	0.00	7,730.63	7,730.63	85,409.90	379,308.64	(371,578.01)	13,719.69	(385,297.70)
584-9025	Title IV-A Student Support & Acad. Enrich.	6,767.68	1,776.71	1,776.71	0.00	8,544.39	0.00	1,798.98	(1,798.98)
584-9026	Title IV-A Student Support & Acad. Enrich.	0.00	231.66	231.66	0.00	231.66	0.00	5,318.34	(5,318.34)
584-9124	Title IV-A Stronger Connections Grant	(9,000.00)	0.00	9,000.00	0.00	0.00	0.00	0.00	0.00
587-9025	IDEA, Early Childhood Education FY 25	0.00	241.19	241.19	241.19	241.19	0.00	0.00	0.00
587-9026	IDEA, Early Childhood Education FY 26	0.00	0.00	0.00	4,613.83	4,613.83	(4,613.83)	0.00	(4,613.83)
590-9025	TITLE II-A FY 25	0.00	0.00	33,890.86	0.00	24,862.83	9,028.03	0.00	9,028.03
<b>Grand Total</b>		<b>\$ 39,879,300.23</b>	<b>\$ 3,957,729.31</b>	<b>\$ 40,900,116.54</b>	<b>\$ 9,778,614.89</b>	<b>\$ 37,537,902.74</b>	<b>\$ 43,241,514.03</b>	<b>\$ 7,423,438.72</b>	<b>\$ 35,818,075.31</b>

Start Date: 11/1/25

End Date: 11/30/25

## LEBANON CITY SCHOOL DISTRICT

### Disbursement Summary Report

Reference Number	Check Number	Type	Date	Name	Vendor #	Status	Reconcile Date	Void Date	Amount
56295		0 ACCOUNTS_PAYA BLE	11/30/2025	ALTAFIBER	810592	OUTSTANDING			\$ 1,720.81
55851	197298	ACCOUNTS_PAYA BLE	11/7/2025	KETTERING FAIRMONT	810702	RECONCILED	11/30/2025		930.00
55952	197299	ACCOUNTS_PAYA BLE	11/7/2025	APPLE INC.	10920	RECONCILED	11/30/2025		149.00
55911	197300	ACCOUNTS_PAYA BLE	11/7/2025	BECKMAN ENVIRONMENTA L	20330	RECONCILED	11/30/2025		133.10
55945	197301	ACCOUNTS_PAYA BLE	11/7/2025	BICKFORD; HEATHER	20488	RECONCILED	11/30/2025		122.20
55919	197302	ACCOUNTS_PAYA BLE	11/7/2025	BSN SPORTS , LLC	20920	RECONCILED	11/30/2025		5,498.03
55908	197303	ACCOUNTS_PAYA BLE	11/7/2025	CALLAHAN; RANDY	30048	RECONCILED	11/30/2025		2.80
55853	197304	ACCOUNTS_PAYA BLE	11/7/2025	CAROLINA BIOLOGICAL SUPPLY CO.	30187	RECONCILED	11/30/2025		492.19
55868	197305	ACCOUNTS_PAYA BLE	11/7/2025	DUKE ENERGY PAYMENT PROCESSING	30760	RECONCILED	11/30/2025		2,004.56
55958	197306	ACCOUNTS_PAYA BLE	11/7/2025	CORPORATE DOCUMENT SOLUTIONS	31381	RECONCILED	11/30/2025		271.96
55896	197307	ACCOUNTS_PAYA BLE	11/7/2025	DEMCO INC.	40352	RECONCILED	11/30/2025		459.12
55892	197308	ACCOUNTS_PAYA BLE	11/7/2025	U.S. BANK	50555	RECONCILED	11/30/2025		2,100.00
55941	197309	ACCOUNTS_PAYA BLE	11/7/2025	ENNIS BRITTON CO, LPA	50660	RECONCILED	11/30/2025		1,522.00
55856	197310	ACCOUNTS_PAYA BLE	11/7/2025	GORDON FOOD SERVICE	70449	RECONCILED	11/30/2025		14,957.43
55900	197311	ACCOUNTS_PAYA BLE	11/7/2025	HAHN; RACHEL	80000	RECONCILED	11/30/2025		12.22
55895	197312	ACCOUNTS_PAYA BLE	11/7/2025	HAMILTON COUNTY ESC	80138	RECONCILED	11/30/2025		23,650.00
55953	197313	ACCOUNTS_PAYA BLE	11/7/2025	HOBART SERVICE	80813	RECONCILED	11/30/2025		477.50
55902	197314	ACCOUNTS_PAYA BLE	11/7/2025	HOME DEPOT CREDIT SERVICES	80907	RECONCILED	11/30/2025		227.45
55930	197315	ACCOUNTS_PAYA BLE	11/7/2025	DEERE & COMPANY	100195	RECONCILED	11/30/2025		9,649.68
55931	197316	ACCOUNTS_PAYA BLE	11/7/2025	KOCH SPORTING GOODS	110441	RECONCILED	11/30/2025		2,072.00
55948	197317	ACCOUNTS_PAYA BLE	11/7/2025	KROGER CO.	110545	RECONCILED	11/30/2025		127.98
55889	197318	ACCOUNTS_PAYA	11/7/2025	KURTZ BROS.	110570	RECONCILED	11/30/2025		297.28

Start Date: 11/1/25

End Date: 11/30/25

## LEBANON CITY SCHOOL DISTRICT

### Disbursement Summary Report

Reference Number	Check Number	Type	Date	Name	Vendor #	Status	Reconcile Date	Void Date	Amount
		BLE		INC.					
55918	197319	ACCOUNTS_PAYA	11/7/2025	KOI AUTO PARTS	120430	RECONCILED	11/30/2025		\$ 135.84
		BLE							
55951	197320	ACCOUNTS_PAYA	11/7/2025	COLEMAN;	121078	RECONCILED	11/30/2025		63.82
		BLE		JENNIFER					
55894	197321	ACCOUNTS_PAYA	11/7/2025	CONNER; LAURA	130074	RECONCILED	11/30/2025		25.22
		BLE							
55934	197322	ACCOUNTS_PAYA	11/7/2025	KAREN MILLS	131296	RECONCILED	11/30/2025		11.60
		BLE							
55888	197323	ACCOUNTS_PAYA	11/7/2025	MINUTEMAN	131320	RECONCILED	11/30/2025		78.90
		BLE		PRESS					
55962	197324	ACCOUNTS_PAYA	11/7/2025	MODERN OFFICE	131480	RECONCILED	11/30/2025		739.28
		BLE		METHODS					
55867	197325	ACCOUNTS_PAYA	11/7/2025	MONTGOMERY	131520	RECONCILED	11/30/2025		15,300.00
		BLE		COUNTY					
55859	197326	ACCOUNTS_PAYA	11/7/2025	OFFICE DEPOT,	150080	RECONCILED	11/30/2025		98.56
		BLE		INC.					
55864	197327	ACCOUNTS_PAYA	11/7/2025	OHIO GFOA	150191	OUTSTANDING			100.00
		BLE							
55854	197328	ACCOUNTS_PAYA	11/7/2025	PHILLIPS SUPPLY	160320	RECONCILED	11/30/2025		4,457.56
		BLE		CO.					
55942	197329	ACCOUNTS_PAYA	11/7/2025	PRIEST;	160659	RECONCILED	11/30/2025		69.42
		BLE		KATHLEEN					
55954	197330	ACCOUNTS_PAYA	11/7/2025	JANIS RYDALCH	180840	RECONCILED	11/30/2025		47.32
		BLE							
55906	197331	ACCOUNTS_PAYA	11/7/2025	SCHOLASTIC INC.	190290	RECONCILED	11/30/2025		251.95
		BLE							
55881	197332	ACCOUNTS_PAYA	11/7/2025	SCHOOL HEALTH	190388	RECONCILED	11/30/2025		21.16
		BLE		CORPORATION					
55904	197333	ACCOUNTS_PAYA	11/7/2025	VERTICAL	220162	RECONCILED	11/30/2025		540.71
		BLE		SYSTEMS					
				ELEVATOR					
55891	197334	ACCOUNTS_PAYA	11/7/2025	WEST MUSIC	230420	RECONCILED	11/30/2025		220.35
		BLE		COMPANY					
55960	197335	ACCOUNTS_PAYA	11/7/2025	TREASURER OF	520037	RECONCILED	11/30/2025		3,465.00
		BLE		STATE					
55905	197336	ACCOUNTS_PAYA	11/7/2025	BUSKIRK; ROBYN	610032	RECONCILED	11/30/2025		137.60
		BLE							
55964	197337	ACCOUNTS_PAYA	11/7/2025	TURPIN; LIBBY	611221	RECONCILED	11/30/2025		1,600.00
		BLE							
55914	197338	ACCOUNTS_PAYA	11/7/2025	SPENCE; ANNA	676001	RECONCILED	11/30/2025		139.17
		BLE		MARATOS					
55928	197339	ACCOUNTS_PAYA	11/7/2025	CALVERT; HEIDI	801868	RECONCILED	11/30/2025		12.97
		BLE							
55915	197340	ACCOUNTS_PAYA	11/7/2025	J.W. PEPPER &	802092	RECONCILED	11/30/2025		43.95
		BLE		SON INC.					
55963	197341	ACCOUNTS_PAYA	11/7/2025	Ace Hardware	802545	RECONCILED	11/30/2025		19.98
		BLE		W.C.					

Start Date: 11/1/25

End Date: 11/30/25

## LEBANON CITY SCHOOL DISTRICT

### Disbursement Summary Report

Reference Number	Check Number	Type	Date	Name	Vendor #	Status	Reconcile Date	Void Date	Amount
55865	197342	ACCOUNTS_PAYA BLE	11/7/2025	O'ROURKE, TAMMY	803071	RECONCILED	11/30/2025		\$ 66.96
55926	197343	ACCOUNTS_PAYA BLE	11/7/2025	4IMPRINT, INC.	803345	RECONCILED	11/30/2025		2,645.56
55876	197344	ACCOUNTS_PAYA BLE	11/7/2025	KLOSTERMAN BAKING COMPANY	803558	RECONCILED	11/30/2025		725.96
55943	197345	ACCOUNTS_PAYA BLE	11/7/2025	TARR, LAUREN	803572	RECONCILED	11/30/2025		120.49
55938	197346	ACCOUNTS_PAYA BLE	11/7/2025	AMERICAN RED CROSS	803954	RECONCILED	11/30/2025		2,712.66
55877	197347	ACCOUNTS_PAYA BLE	11/7/2025	W.R. HACKETT, INC.	804035	RECONCILED	11/30/2025		2,488.25
55940	197348	ACCOUNTS_PAYA BLE	11/7/2025	EDUCATIONAL SERVICE CENTER	804135	RECONCILED	11/30/2025		125.00
55947	197349	ACCOUNTS_PAYA BLE	11/7/2025	STAPLES BUSINESS ADVANTAGE	804156	RECONCILED	11/30/2025		63.26
55912	197350	ACCOUNTS_PAYA BLE	11/7/2025	BUTLER CO. ESC	804648	RECONCILED	11/30/2025		23,397.80
55887	197351	ACCOUNTS_PAYA BLE	11/7/2025	RUMPKE OF OHIO INC.	804873	RECONCILED	11/30/2025		9,454.00
55858	197352	ACCOUNTS_PAYA BLE	11/7/2025	LINEHAUL HEAVY DUTY LLC	805272	RECONCILED	11/30/2025		267.16
55922	197353	ACCOUNTS_PAYA BLE	11/7/2025	MAXWELL, ANGELINA	805326	RECONCILED	11/30/2025		45.00
55884	197354	ACCOUNTS_PAYA BLE	11/7/2025	INTERSTATE BILLING SERVICE INC	805667	RECONCILED	11/30/2025		2,304.86
55921	197355	ACCOUNTS_PAYA BLE	11/7/2025	K.E. ROSE COMPANY	805944	RECONCILED	11/30/2025		10,350.00
55909	197356	ACCOUNTS_PAYA BLE	11/7/2025	NYE; TARA	806488	RECONCILED	11/30/2025		101.24
55957	197357	ACCOUNTS_PAYA BLE	11/7/2025	FRANK; ANNA	806490	RECONCILED	11/30/2025		62.75
55870	197358	ACCOUNTS_PAYA BLE	11/7/2025	HODGES; KRISTEN	806523	RECONCILED	11/30/2025		32.66
55901	197359	ACCOUNTS_PAYA BLE	11/7/2025	REBER, KIM	806648	RECONCILED	11/30/2025		23.08
55871	197360	ACCOUNTS_PAYA BLE	11/7/2025	HTG	807157	RECONCILED	11/30/2025		1,150.00
55873	197361	ACCOUNTS_PAYA BLE	11/7/2025	PRC TECHNOLOGY GROUP LLC	807187	RECONCILED	11/30/2025		24,490.00
55956	197362	ACCOUNTS_PAYA BLE	11/7/2025	TIFFANY MARTIN	807350	RECONCILED	11/30/2025		36.97
55939	197363	ACCOUNTS_PAYA BLE	11/7/2025	HESTER; SARAH	807427	RECONCILED	11/30/2025		46.97

Start Date: 11/1/25

End Date: 11/30/25

## LEBANON CITY SCHOOL DISTRICT

### Disbursement Summary Report

Reference Number	Check Number	Type	Date	Name	Vendor #	Status	Reconcile Date	Void Date	Amount
55913	197364	ACCOUNTS_PAYA BLE	11/7/2025	MCHALE, ERYN	807451	RECONCILED	11/30/2025		\$ 75.37
55925	197365	ACCOUNTS_PAYA BLE	11/7/2025	BRENNAN, CHRIS	807511	RECONCILED	11/30/2025		81.42
55903	197366	ACCOUNTS_PAYA BLE	11/7/2025	BEST DRIVE LLC	807700	RECONCILED	11/30/2025		1,255.00
55897	197367	ACCOUNTS_PAYA BLE	11/7/2025	COUSINS CONCERT ATTIRE	807838	RECONCILED	11/30/2025		401.76
55875	197368	ACCOUNTS_PAYA BLE	11/7/2025	OHIO CAT	808222	RECONCILED	11/30/2025		2,189.24
55890	197369	ACCOUNTS_PAYA BLE	11/7/2025	HEADLINES SPORTSWEAR	808408	RECONCILED	11/30/2025		3,599.44
55955	197370	ACCOUNTS_PAYA BLE	11/7/2025	PREMIER COMMUNITY HEALTH	808479	RECONCILED	11/30/2025		675.00
55860	197371	ACCOUNTS_PAYA BLE	11/7/2025	O'REILLY AUTO PARTS	808521	RECONCILED	11/30/2025		306.92
55949	197372	ACCOUNTS_PAYA BLE	11/7/2025	ERVIN EDUCATIONAL CONSULTING	808558	VOID		11/30/2025	15,730.30
55882	197373	ACCOUNTS_PAYA BLE	11/7/2025	BULK BOOKSTORE	808620	RECONCILED	11/30/2025		783.75
55852	197374	ACCOUNTS_PAYA BLE	11/7/2025	AMAZON CAPITAL SERVICES	808695	RECONCILED	11/30/2025		5,671.70
55917	197375	ACCOUNTS_PAYA BLE	11/7/2025	SOUTHERN OHIO PIZZA INC	808724	RECONCILED	11/30/2025		1,688.76
55936	197376	ACCOUNTS_PAYA BLE	11/7/2025	QBS LLC	808908	RECONCILED	11/30/2025		168.00
55863	197377	ACCOUNTS_PAYA BLE	11/7/2025	REITER DAIRY	809091	RECONCILED	11/30/2025		6,159.29
55898	197378	ACCOUNTS_PAYA BLE	11/7/2025	ALCOR SUPPLY COMPANY	809425	RECONCILED	11/30/2025		1,692.80
55927	197379	ACCOUNTS_PAYA BLE	11/7/2025	NEIGHBORHOOD BRIDGES	809623	RECONCILED	11/30/2025		265.00
55935	197380	ACCOUNTS_PAYA BLE	11/7/2025	WORLD FUEL SERVICES INC.	809664	RECONCILED	11/30/2025		22,550.27
55944	197381	ACCOUNTS_PAYA BLE	11/7/2025	FOLLETT CONTENT SOLUTIONS	809666	RECONCILED	11/30/2025		968.97
55924	197382	ACCOUNTS_PAYA BLE	11/7/2025	ROBBINS; KIMBERLY	809755	RECONCILED	11/30/2025		58.96
55950	197383	ACCOUNTS_PAYA BLE	11/7/2025	CINCINNATI OCCUPATIONAL THERAPY INSTITUTE	809884	RECONCILED	11/30/2025		473.00
55910	197384	ACCOUNTS_PAYA BLE	11/7/2025	ANNA SOUTHARD	809915	RECONCILED	11/30/2025		24.61

Start Date: 11/1/25

End Date: 11/30/25

## LEBANON CITY SCHOOL DISTRICT

### Disbursement Summary Report

Reference Number	Check Number	Type	Date	Name	Vendor #	Status	Reconcile Date	Void Date	Amount
55878	197385	ACCOUNTS_PAYA BLE	11/7/2025	MORGAN OROSCO	809925	RECONCILED	11/30/2025		\$ 3,000.00
55862	197386	ACCOUNTS_PAYA BLE	11/7/2025	THE CHILDREN'S HOME OF CINCINNATI OHIO	809940	OUTSTANDING			12,655.00
55932	197387	ACCOUNTS_PAYA BLE	11/7/2025	KING; CAELAN	809949	RECONCILED	11/30/2025		454.86
55885	197388	ACCOUNTS_PAYA BLE	11/7/2025	OHIO SCHOLAR TRANSPORT	809952	RECONCILED	11/30/2025		37,858.50
55937	197389	ACCOUNTS_PAYA BLE	11/7/2025	HEATHER FRANKS	810054	RECONCILED	11/30/2025		23.86
55899	197390	ACCOUNTS_PAYA BLE	11/7/2025	RYAN'S ALL GLASS	810346	RECONCILED	11/30/2025		365.00
55923	197391	ACCOUNTS_PAYA BLE	11/7/2025	KALEIDOSCOPE LEARNING, INC	810467	RECONCILED	11/30/2025		3,350.00
55880	197392	ACCOUNTS_PAYA BLE	11/7/2025	BULL'S EYE BRANDS, INC	810577	OUTSTANDING			2,697.40
55879	197393	ACCOUNTS_PAYA BLE	11/7/2025	ALTAFIBER	810592	RECONCILED	11/30/2025		1,032.85
55857	197394	ACCOUNTS_PAYA BLE	11/7/2025	VALLEY JANITOR SUPPLY	810633	RECONCILED	11/30/2025		2,166.47
55933	197395	ACCOUNTS_PAYA BLE	11/7/2025	G & J PEPSI-COLA BOTTLING	810647	RECONCILED	11/30/2025		2,157.90
55929	197396	ACCOUNTS_PAYA BLE	11/7/2025	AUDREY McCLURE	810654	RECONCILED	11/30/2025		90.39
55872	197397	ACCOUNTS_PAYA BLE	11/7/2025	ALEXI FIELDER	810674	RECONCILED	11/30/2025		23.57
55961	197398	ACCOUNTS_PAYA BLE	11/7/2025	HOLLY BEASLEY	810715	RECONCILED	11/30/2025		1,285.00
55869	197399	ACCOUNTS_PAYA BLE	11/7/2025	STEVE WEISS MUSIC INC	810722	RECONCILED	11/30/2025		157.99
55907	197400	ACCOUNTS_PAYA BLE	11/7/2025	LOREN WALL	810740	RECONCILED	11/30/2025		100.00
55916	197401	ACCOUNTS_PAYA BLE	11/7/2025	POND MANAGEMENT GROUP HOLDINGS, LLC	810797	RECONCILED	11/30/2025		63.34
55855	197402	ACCOUNTS_PAYA BLE	11/7/2025	JESSICA LINKER	810858	RECONCILED	11/30/2025		53.95
55886	197403	ACCOUNTS_PAYA BLE	11/7/2025	BAYLEE REITHERFORD	810865	RECONCILED	11/30/2025		1,285.00
55959	197404	ACCOUNTS_PAYA BLE	11/7/2025	UTJ HOLDCO, INC	810920	RECONCILED	11/30/2025		2,102.00
55866	197405	ACCOUNTS_PAYA BLE	11/7/2025	MALLORY GREEN	810933	RECONCILED	11/30/2025		599.00
55946	197406	ACCOUNTS_PAYA BLE	11/7/2025	ELLIOT NEWBY	810957	OUTSTANDING			1,000.00

Start Date: 11/1/25

End Date: 11/30/25

## LEBANON CITY SCHOOL DISTRICT

### Disbursement Summary Report

Reference Number	Check Number	Type	Date	Name	Vendor #	Status	Reconcile Date	Void Date	Amount
55883	197407	ACCOUNTS_PAYA BLE	11/7/2025	BIG ASS HOLDING LLC	810958	RECONCILED	11/30/2025		\$ 2,560.00
55861	197408	ACCOUNTS_PAYA BLE	11/7/2025	MUSIC FOR ALL, INC	810975	RECONCILED	11/30/2025		300.00
55847	197409	REFUND	11/6/2025	MARGO LOWRY	810981	OUTSTANDING			8.70
55874	197410	ACCOUNTS_PAYA BLE	11/7/2025	CONNOR FLANAGAN	810997	RECONCILED	11/30/2025		1,285.00
55849	197411	REFUND	11/6/2025	JASON MANN	810999	OUTSTANDING			50.00
55848	197412	REFUND	11/6/2025	TIFFANY WHITE	811000	OUTSTANDING			50.00
55893	197413	ACCOUNTS_PAYA BLE	11/7/2025	BEARD EQUIPMENT COMPANY, INC	811001	RECONCILED	11/30/2025		431.90
55850	197414	REFUND	11/6/2025	DYLAN POSA	811002	OUTSTANDING			60.00
55995	197415	ACCOUNTS_PAYA BLE	11/13/2025	BROOKS; MARGARET JO	20992	RECONCILED	11/30/2025		328.82
55980	197416	ACCOUNTS_PAYA BLE	11/13/2025	CDW GOVERNMENT INC.	30015	RECONCILED	11/30/2025		5,664.20
56023	197417	ACCOUNTS_PAYA BLE	11/13/2025	CASE TOWING LLC	30202	OUTSTANDING			435.00
56022	197418	ACCOUNTS_PAYA BLE	11/13/2025	CEDARVILLE UNIVERSITY	30293	OUTSTANDING			287.98
56010	197419	ACCOUNTS_PAYA BLE	11/13/2025	CHAMBERLIN: PAULA	30470	RECONCILED	11/30/2025		18.59
55993	197420	ACCOUNTS_PAYA BLE	11/13/2025	COUNTRYSIDE YMCA	31487	RECONCILED	11/30/2025		1,511.89
55988	197421	ACCOUNTS_PAYA BLE	11/13/2025	DALTON; BRIAN	40055	RECONCILED	11/30/2025		32.27
55991	197422	ACCOUNTS_PAYA BLE	11/13/2025	U.S. BANK	50555	RECONCILED	11/30/2025		843.48
56011	197423	ACCOUNTS_PAYA BLE	11/13/2025	NASCO EDUCATION	140010	RECONCILED	11/30/2025		87.16
56018	197424	ACCOUNTS_PAYA BLE	11/13/2025	SCHOLASTIC INC.	190290	RECONCILED	11/30/2025		298.96
56007	197425	ACCOUNTS_PAYA BLE	11/13/2025	CAPITAL ONE	220900	RECONCILED	11/30/2025		83.22
55989	197426	ACCOUNTS_PAYA BLE	11/13/2025	WARREN COUNTY ESC	230196	RECONCILED	11/30/2025		19,115.00
56027	197427	ACCOUNTS_PAYA BLE	11/13/2025	WILSON; BRYAN P	560285	RECONCILED	11/30/2025		100.00
56028	197428	ACCOUNTS_PAYA BLE	11/13/2025	WILSON; ROBERT	560286	RECONCILED	11/30/2025		100.00
55983	197429	ACCOUNTS_PAYA BLE	11/13/2025	B&H PHOTO- VIDEO	802150	RECONCILED	11/30/2025		2,447.44
56016	197430	ACCOUNTS_PAYA BLE	11/13/2025	DUNING, CONI	802281	RECONCILED	11/30/2025		84.57
55999	197431	ACCOUNTS_PAYA	11/13/2025	SEAN WILSON	802566	OUTSTANDING			100.00

Start Date: 11/1/25

End Date: 11/30/25

## LEBANON CITY SCHOOL DISTRICT

### Disbursement Summary Report

Reference Number	Check Number	Type	Date	Name	Vendor #	Status	Reconcile Date	Void Date	Amount
56001	197432	ACCOUNTS_PAYA	11/13/2025	AIRGAS USA LLC	804036	RECONCILED	11/30/2025		\$ 251.28
55990	197433	ACCOUNTS_PAYA	11/13/2025	FOLEY, KRISTA	804186	RECONCILED	11/30/2025		102.70
56013	197434	ACCOUNTS_PAYA	11/13/2025	BUTLER CO. ESC	804648	RECONCILED	11/30/2025		9,057.10
56026	197435	ACCOUNTS_PAYA	11/13/2025	CRAWFORD; TONI	804878	RECONCILED	11/30/2025		175.00
56014	197436	ACCOUNTS_PAYA	11/13/2025	HERSHEY CREAMERY COMPANY	804945	RECONCILED	11/30/2025		532.86
56009	197437	ACCOUNTS_PAYA	11/13/2025	ROTELLO; ALISHA	804961	RECONCILED	11/30/2025		16.42
56000	197438	ACCOUNTS_PAYA	11/13/2025	WAYNE OVERHEAD DOOR SALES	805426	RECONCILED	11/30/2025		16,914.00
55996	197439	ACCOUNTS_PAYA	11/13/2025	INTERSTATE BILLING SERVICE INC	805667	RECONCILED	11/30/2025		2,811.96
56006	197440	ACCOUNTS_PAYA	11/13/2025	MARSH; JENNIFER	805710	OUTSTANDING			30.82
56015	197441	ACCOUNTS_PAYA	11/13/2025	VERIZON WIRELESS	806436	RECONCILED	11/30/2025		1,273.38
56021	197442	ACCOUNTS_PAYA	11/13/2025	MAUPIN, BRAD	807650	RECONCILED	11/30/2025		250.00
55986	197443	ACCOUNTS_PAYA	11/13/2025	OHIO CAT	808222	RECONCILED	11/30/2025		553.58
56002	197444	ACCOUNTS_PAYA	11/13/2025	DEBRA-KUEMPEL	808405	RECONCILED	11/30/2025		1,263.94
55979	197445	ACCOUNTS_PAYA	11/13/2025	AMAZON CAPITAL SERVICES	808695	RECONCILED	11/30/2025		3,746.77
56024	197446	ACCOUNTS_PAYA	11/13/2025	CINCINNATI CENTER FOR AUTISM	808734	RECONCILED	11/30/2025		18,812.81
56003	197447	ACCOUNTS_PAYA	11/13/2025	INTEGRATED SCHOOLHOUSE INC.	808835	RECONCILED	11/30/2025		12,500.00
55997	197448	ACCOUNTS_PAYA	11/13/2025	Buchert; Jamie	808958	RECONCILED	11/30/2025		30.84
55998	197449	ACCOUNTS_PAYA	11/13/2025	GENERATION GENIUS INC	809198	OUTSTANDING			1,500.00
56019	197450	ACCOUNTS_PAYA	11/13/2025	AVID SIGNS PLUS LLC.	809483	RECONCILED	11/30/2025		800.00
56004	197451	ACCOUNTS_PAYA	11/13/2025	WORLD FUEL SERVICES INC.	809664	RECONCILED	11/30/2025		1,709.84
56005	197452	ACCOUNTS_PAYA	11/13/2025	CHASE	810177	OUTSTANDING			331,381.55



Start Date: 11/1/25

End Date: 11/30/25

## LEBANON CITY SCHOOL DISTRICT

### Disbursement Summary Report

Reference Number	Check Number	Type	Date	Name	Vendor #	Status	Reconcile Date	Void Date	Amount
		BLE							
56012	197453	ACCOUNTS_PAYA	11/13/2025	T-MOBILE	810498	RECONCILED	11/30/2025		\$ 1,709.70
		BLE							
55987	197454	ACCOUNTS_PAYA	11/13/2025	MICHAEL	810583	RECONCILED	11/30/2025		35.51
		BLE		ARLINGHAUS					
56008	197455	ACCOUNTS_PAYA	11/13/2025	RISE VISION	810625	RECONCILED	11/30/2025		1,020.00
		BLE							
55992	197456	ACCOUNTS_PAYA	11/13/2025	TREVOR BOTTLES	810668	RECONCILED	11/30/2025		400.00
		BLE							
55994	197457	ACCOUNTS_PAYA	11/13/2025	EMILY WILLIAMS	810696	RECONCILED	11/30/2025		34.85
		BLE							
56025	197458	ACCOUNTS_PAYA	11/13/2025	MEREDITH	810793	RECONCILED	11/30/2025		17.70
		BLE		DWIRE					
56017	197459	ACCOUNTS_PAYA	11/13/2025	ASHLEY TIPTON	810977	RECONCILED	11/30/2025		18.05
		BLE							
55982	197460	ACCOUNTS_PAYA	11/13/2025	JILLIAN LAMAN	810995	RECONCILED	11/30/2025		37.42
		BLE							
55984	197461	ACCOUNTS_PAYA	11/13/2025	JOSEPH FOSTER	811006	RECONCILED	11/30/2025		1,000.00
		BLE							
56029	197462	ACCOUNTS_PAYA	11/13/2025	AFFORDABLE	809194	RECONCILED	11/30/2025		177.95
		BLE		LANGUAGE					
				SERVICES					
56030	197463	ACCOUNTS_PAYA	11/13/2025	ROBERTS; AREN	809341	RECONCILED	11/30/2025		2,135.00
		BLE							
56031	197464	ACCOUNTS_PAYA	11/13/2025	EVAN WILLIS	810743	RECONCILED	11/30/2025		2,135.00
		BLE							
56038	197465	ACCOUNTS_PAYA	11/20/2025	OMEA DISTRICT	150435	OUTSTANDING			1,000.00
		BLE		13					
56037	197466	ACCOUNTS_PAYA	11/20/2025	SHARED	810563	RECONCILED	11/30/2025		4,688.16
		BLE		RESOURCE					
				CENTER					
56063	197467	ACCOUNTS_PAYA	11/20/2025	CDW	30015	OUTSTANDING			660.21
		BLE		GOVERNMENT					
				INC.					
56081	197468	ACCOUNTS_PAYA	11/20/2025	KENWOOD	30530	RECONCILED	11/30/2025		178.88
		BLE		DEALER GROUP					
56074	197469	ACCOUNTS_PAYA	11/20/2025	CINTAS	30810	RECONCILED	11/30/2025		355.43
		BLE							
56054	197470	ACCOUNTS_PAYA	11/20/2025	U.S. BANK	50555	OUTSTANDING			187.12
		BLE							
56045	197471	ACCOUNTS_PAYA	11/20/2025	GORDON FOOD	70449	RECONCILED	11/30/2025		28,125.17
		BLE		SERVICE					
56079	197472	ACCOUNTS_PAYA	11/20/2025	HOBART SERVICE	80813	OUTSTANDING			481.38
		BLE							
56076	197473	ACCOUNTS_PAYA	11/20/2025	ATTAINMENT	90020	OUTSTANDING			711.90
		BLE		COMPANY INC.					
56053	197474	ACCOUNTS_PAYA	11/20/2025	KROGER CO.	110545	RECONCILED	11/30/2025		237.34
		BLE							

Start Date: 11/1/25

End Date: 11/30/25

## LEBANON CITY SCHOOL DISTRICT

### Disbursement Summary Report

Reference Number	Check Number	Type	Date	Name	Vendor #	Status	Reconcile Date	Void Date	Amount
56059	197475	ACCOUNTS_PAYA BLE	11/20/2025	KOI AUTO PARTS	120430	OUTSTANDING			\$ 418.86
56086	197476	ACCOUNTS_PAYA BLE	11/20/2025	LEBANON HIGH SCHOOL	120630	OUTSTANDING			263.50
56087	197477	ACCOUNTS_PAYA BLE	11/20/2025	MASON HIGH SCHOOL	130594	OUTSTANDING			280.00
56042	197478	ACCOUNTS_PAYA BLE	11/20/2025	NORWOOD HARDWARE & SUPPLY CO.	140470	OUTSTANDING			772.00
56043	197479	ACCOUNTS_PAYA BLE	11/20/2025	TROPHY AWARDS	200559	RECONCILED	11/30/2025		887.84
56060	197480	ACCOUNTS_PAYA BLE	11/20/2025	WALT LUTI TIRE INC.	230070	RECONCILED	11/30/2025		30.00
56058	197481	ACCOUNTS_PAYA BLE	11/20/2025	MUSSER EXCAVATING	801796	OUTSTANDING			800.00
56052	197482	ACCOUNTS_PAYA BLE	11/20/2025	NCS PEARSON INC.	801930	OUTSTANDING			432.16
56057	197483	ACCOUNTS_PAYA BLE	11/20/2025	SCHOLASTIC INC.	802291	RECONCILED	11/30/2025		700.81
56056	197484	ACCOUNTS_PAYA BLE	11/20/2025	Ace Hardware W.C.	802545	OUTSTANDING			129.92
56080	197485	ACCOUNTS_PAYA BLE	11/20/2025	TREASURER, OMEA DISTRICT 13	803413	OUTSTANDING			1,260.00
56049	197486	ACCOUNTS_PAYA BLE	11/20/2025	KLOSTERMAN BAKING COMPANY	803558	RECONCILED	11/30/2025		1,480.35
56041	197487	ACCOUNTS_PAYA BLE	11/20/2025	W.R. HACKETT, INC.	804035	RECONCILED	11/30/2025		5,415.05
56075	197488	ACCOUNTS_PAYA BLE	11/20/2025	SAFETY-KLEEN SYSTEMS INC.	804198	RECONCILED	11/30/2025		421.89
56066	197489	ACCOUNTS_PAYA BLE	11/20/2025	IBS OF OHIO RIVER VALLEY	804243	RECONCILED	11/30/2025		759.75
56044	197490	ACCOUNTS_PAYA BLE	11/20/2025	HERSHEY CREAMERY COMPANY	804945	RECONCILED	11/30/2025		1,124.22
56067	197491	ACCOUNTS_PAYA BLE	11/20/2025	HTG	807157	RECONCILED	11/30/2025		1,737.45
56084	197492	ACCOUNTS_PAYA BLE	11/20/2025	ERVIN EDUCATIONAL CONSULTING	808558	VOID		11/30/2025	21,571.00
56071	197493	ACCOUNTS_PAYA BLE	11/20/2025	ENZO'S CLEANING SOLUTIONS LLC	808617	RECONCILED	11/30/2025		676.08
56050	197494	ACCOUNTS_PAYA BLE	11/20/2025	AMAZON CAPITAL SERVICES	808695	RECONCILED	11/30/2025		191.97
56040	197495	ACCOUNTS_PAYA BLE	11/20/2025	SOUTHERN OHIO PIZZA INC	808724	OUTSTANDING			2,502.00

Start Date: 11/1/25

End Date: 11/30/25

## LEBANON CITY SCHOOL DISTRICT

### Disbursement Summary Report

Reference Number	Check Number	Type	Date	Name	Vendor #	Status	Reconcile Date	Void Date	Amount
56069	197496	ACCOUNTS_PAYA BLE	11/20/2025	MIAMI VALLEY POWER EQUIPMENT	808823	RECONCILED	11/30/2025		\$ 313.66
56068	197497	ACCOUNTS_PAYA BLE	11/20/2025	QBS LLC	808908	OUTSTANDING			899.00
56048	197498	ACCOUNTS_PAYA BLE	11/20/2025	REITER DAIRY	809091	OUTSTANDING			6,907.96
56064	197499	ACCOUNTS_PAYA BLE	11/20/2025	KEITH PANTLING	809109	VOID		11/20/2025	2,000.00
56088	197500	ACCOUNTS_PAYA BLE	11/20/2025	SLAM SERVICES: SPORTS LINING &	809119	RECONCILED	11/30/2025		1,365.00
56070	197501	ACCOUNTS_PAYA BLE	11/20/2025	ALCOR SUPPLY COMPANY	809425	RECONCILED	11/30/2025		4,355.20
56073	197502	ACCOUNTS_PAYA BLE	11/20/2025	AUTISM- PRODUCTS.COM	809581	RECONCILED	11/30/2025		1,298.00
56085	197503	ACCOUNTS_PAYA BLE	11/20/2025	S&S SCHOOL BUS SEATS AND PARTS	809582	OUTSTANDING			256.55
56065	197504	ACCOUNTS_PAYA BLE	11/20/2025	BIGGS; TREASA	809809	RECONCILED	11/30/2025		37.00
56055	197505	ACCOUNTS_PAYA BLE	11/20/2025	HIREN PATEL	810404	OUTSTANDING			169.98
56083	197506	ACCOUNTS_PAYA BLE	11/20/2025	OHIO HIGH SCHOOL WRESTLING COACHES ASSOCIATION	810438	OUTSTANDING			100.00
56077	197507	ACCOUNTS_PAYA BLE	11/20/2025	LAWRENCE; MELISSA	810520	OUTSTANDING			37.00
56047	197508	ACCOUNTS_PAYA BLE	11/20/2025	BULL'S EYE BRANDS, INC	810577	OUTSTANDING			4,253.40
56039	197509	ACCOUNTS_PAYA BLE	11/20/2025	ATLANTIC FOODS CORP	810578	RECONCILED	11/30/2025		2,403.17
56051	197510	ACCOUNTS_PAYA BLE	11/20/2025	VESTIS SERVICES, LLC	810624	RECONCILED	11/30/2025		74.95
56089	197511	ACCOUNTS_PAYA BLE	11/20/2025	G & J PEPSI-COLA BOTTLING	810647	RECONCILED	11/30/2025		1,582.70
56046	197512	ACCOUNTS_PAYA BLE	11/20/2025	EDWARD SHANK	810731	RECONCILED	11/30/2025		250.00
56062	197513	ACCOUNTS_PAYA BLE	11/20/2025	LOREN WALL	810740	VOID		11/20/2025	58.11
56078	197514	ACCOUNTS_PAYA BLE	11/20/2025	ALENA DENCHIK	810862	RECONCILED	11/30/2025		305.90
56082	197515	ACCOUNTS_PAYA BLE	11/20/2025	STANDARDIZED FOOD SERVICE SYSTEMS, INC	810931	OUTSTANDING			600.00
56061	197516	ACCOUNTS_PAYA BLE	11/20/2025	BOOSTER ENTERPRISES,	811003	OUTSTANDING			1,500.00

Start Date: 11/1/25

End Date: 11/30/25

## LEBANON CITY SCHOOL DISTRICT

### Disbursement Summary Report

Reference Number	Check Number	Type	Date	Name	Vendor #	Status	Reconcile Date	Void Date	Amount
				INC					
56091	197517	ACCOUNTS_PAYA BLE	11/20/2025	KEITH PANTLING	809109	RECONCILED	11/30/2025		\$ 2,000.00
56090	197518	ACCOUNTS_PAYA BLE	11/20/2025	LOREN WALL	810740	RECONCILED	11/30/2025		20.14
56092	197519	ACCOUNTS_PAYA BLE	11/20/2025	THE CITY OF LEBANON	30840	RECONCILED	11/30/2025		91,972.84
56093	197520	ACCOUNTS_PAYA BLE	11/20/2025	LASER LIFE CORP	810166	RECONCILED	11/30/2025		1,370.00
56094	197521	ACCOUNTS_PAYA BLE	11/24/2025	PROJECT RESOURCES GROUP INC	811005	OUTSTANDING			531.16
56128	197522	ACCOUNTS_PAYA BLE	11/25/2025	ASCD	10097	OUTSTANDING			129.00
56106	197523	ACCOUNTS_PAYA BLE	11/25/2025	BUTLER; SCOTT	21137	OUTSTANDING			201.70
56164	197524	ACCOUNTS_PAYA BLE	11/25/2025	CDW GOVERNMENT INC.	30015	OUTSTANDING			170.95
56140	197525	ACCOUNTS_PAYA BLE	11/25/2025	DALTON; BRIAN	40055	OUTSTANDING			230.56
56098	197526	ACCOUNTS_PAYA BLE	11/25/2025	DELL MARKETING L.P.	40323	RECONCILED	11/30/2025		10,714.47
56119	197527	ACCOUNTS_PAYA BLE	11/25/2025	U.S. BANK	50555	OUTSTANDING			1,248.50
56147	197528	ACCOUNTS_PAYA BLE	11/25/2025	HAMILTON COUNTY ESC	80138	OUTSTANDING			140.00
56101	197529	ACCOUNTS_PAYA BLE	11/25/2025	KROGER CO.	110545	OUTSTANDING			1,466.08
56095	197530	ACCOUNTS_PAYA BLE	11/25/2025	LEBANON LAROSA'S	120178	OUTSTANDING			487.94
56111	197531	ACCOUNTS_PAYA BLE	11/25/2025	MODERN OFFICE METHODS	131480	OUTSTANDING			8,060.65
56146	197532	ACCOUNTS_PAYA BLE	11/25/2025	MONTGOMERY COUNTY	131520	OUTSTANDING			9,000.00
56103	197533	ACCOUNTS_PAYA BLE	11/25/2025	NORWOOD HARDWARE & SUPPLY CO.	140470	OUTSTANDING			772.00
56097	197534	ACCOUNTS_PAYA BLE	11/25/2025	O.A.S.B.O.	150112	OUTSTANDING			180.00
56096	197535	ACCOUNTS_PAYA BLE	11/25/2025	PHILLIPS SUPPLY CO.	160320	OUTSTANDING			2,398.49
56142	197536	ACCOUNTS_PAYA BLE	11/25/2025	TOWNE PEST CONTROL	200392	RECONCILED	11/30/2025		825.00
56136	197537	ACCOUNTS_PAYA BLE	11/25/2025	TROPHY AWARDS	200559	OUTSTANDING			802.90
56154	197538	ACCOUNTS_PAYA BLE	11/25/2025	VERTICAL SYSTEMS	220162	OUTSTANDING			375.48

Start Date: 11/1/25

End Date: 11/30/25

## LEBANON CITY SCHOOL DISTRICT

### Disbursement Summary Report

Reference Number	Check Number	Type	Date	Name	Vendor #	Status	Reconcile Date	Void Date	Amount
56116	197539	ACCOUNTS_PAYA BLE	11/25/2025	ELEVATOR WARREN COUNTY CAREER CENTER	230190	OUTSTANDING			\$ 1,000.00
56113	197540	ACCOUNTS_PAYA BLE	11/25/2025	WARREN COUNTY ESC	230196	OUTSTANDING			23,533.92
56137	197541	ACCOUNTS_PAYA BLE	11/25/2025	YMCA CAMP CAMPBELL GARD	250095	OUTSTANDING			6,615.00
56102	197542	ACCOUNTS_PAYA BLE	11/25/2025	WILSON; BRYAN P	560285	OUTSTANDING			60.00
56130	197543	ACCOUNTS_PAYA BLE	11/25/2025	WILSON; ROBERT	560286	OUTSTANDING			60.00
56143	197544	ACCOUNTS_PAYA BLE	11/25/2025	SEAN WILSON	802566	OUTSTANDING			60.00
56161	197545	ACCOUNTS_PAYA BLE	11/25/2025	SCHNEIDER; JUSTIN	802944	OUTSTANDING			92.64
56109	197546	ACCOUNTS_PAYA BLE	11/25/2025	WHITSEL, KARRIE	803072	OUTSTANDING			15.49
56105	197547	ACCOUNTS_PAYA BLE	11/25/2025	TARR, LAUREN	803572	OUTSTANDING			66.60
56131	197548	ACCOUNTS_PAYA BLE	11/25/2025	BRIAN PATRICK DUNPHY	803721	OUTSTANDING			7,638.34
56141	197549	ACCOUNTS_PAYA BLE	11/25/2025	EMILY BARNHIZER	804181	OUTSTANDING			210.00
56163	197550	ACCOUNTS_PAYA BLE	11/25/2025	CRAWFORD; TONI	804878	OUTSTANDING			280.00
56121	197551	ACCOUNTS_PAYA BLE	11/25/2025	HERSHEY CREAMERY COMPANY	804945	OUTSTANDING			833.04
56153	197552	ACCOUNTS_PAYA BLE	11/25/2025	THE COLLEGE BOARD	805023	OUTSTANDING			2,498.50
56132	197553	ACCOUNTS_PAYA BLE	11/25/2025	MAXIM HEALTHCARE	805953	OUTSTANDING			5,100.00
56117	197554	ACCOUNTS_PAYA BLE	11/25/2025	PRC TECHNOLOGY GROUP LLC	807187	OUTSTANDING			9,775.00
56138	197555	ACCOUNTS_PAYA BLE	11/25/2025	HESTER; SARAH	807427	OUTSTANDING			21.24
56133	197556	ACCOUNTS_PAYA BLE	11/25/2025	HAUER MUSIC	807434	OUTSTANDING			78.65
56115	197557	ACCOUNTS_PAYA BLE	11/25/2025	ROBERTSON, LORI	807882	OUTSTANDING			162.02
56125	197558	ACCOUNTS_PAYA BLE	11/25/2025	EAST MAIN PRODUCTIONS	808122	OUTSTANDING			1,000.00
56155	197559	ACCOUNTS_PAYA BLE	11/25/2025	BUSINESS PROFESSIONALS OF AMERICA	808460	OUTSTANDING			315.00
56162	197560	ACCOUNTS_PAYA	11/25/2025	AGParts	808482	OUTSTANDING			2,512.00

Start Date: 11/1/25

End Date: 11/30/25

## LEBANON CITY SCHOOL DISTRICT

### Disbursement Summary Report

Reference Number	Check Number	Type	Date	Name	Vendor #	Status	Reconcile Date	Void Date	Amount
56159	197561	BLE ACCOUNTS_PAYA	11/25/2025	Worldwide ERVIN	808558	VOID		11/30/2025	\$ 3,031.00
56104	197562	BLE ACCOUNTS_PAYA	11/25/2025	EDUCATIONAL CONSULTING AMAZON	808695	OUTSTANDING			4,871.11
56108	197563	BLE ACCOUNTS_PAYA	11/25/2025	CAPITAL SERVICES SOUTHERN OHIO	808724	OUTSTANDING			1,494.00
56112	197564	BLE ACCOUNTS_PAYA	11/25/2025	PIZZA INC SOUTHWEST	808737	OUTSTANDING			12,259.23
56149	197565	BLE ACCOUNTS_PAYA	11/25/2025	OHIO COUNCIL KESSLER; KARL	808797	OUTSTANDING			60.00
56127	197566	BLE ACCOUNTS_PAYA	11/25/2025	GENERATION GENIUS INC	809198	OUTSTANDING			2,490.00
56126	197567	BLE ACCOUNTS_PAYA	11/25/2025	JPMORGAN CHASE-LOCKBOX	809247	OUTSTANDING			3,424.36
56120	197568	BLE ACCOUNTS_PAYA	11/25/2025	PROCESSING Flora; Jeff	809457	OUTSTANDING			135.00
56100	197569	BLE ACCOUNTS_PAYA	11/25/2025	Davidson; Jill	809517	OUTSTANDING			48.00
56135	197570	BLE ACCOUNTS_PAYA	11/25/2025	ERVIN; KAREN	809630	OUTSTANDING			26.88
56118	197571	BLE ACCOUNTS_PAYA	11/25/2025	FOLLETT CONTENT	809666	OUTSTANDING			1,927.31
56165	197572	BLE ACCOUNTS_PAYA	11/25/2025	SOLUTIONS SIMPLE	809776	OUTSTANDING			100.00
56134	197573	BLE ACCOUNTS_PAYA	11/25/2025	SOLUTIONS LEARNING INC. ARA G BEAL LLC	810011	OUTSTANDING			800.00
56160	197574	BLE ACCOUNTS_PAYA	11/25/2025	HEATHER FRANKS	810054	OUTSTANDING			13.52
56157	197575	BLE ACCOUNTS_PAYA	11/25/2025	MILLCRAFT PAPER COMPANY	810141	RECONCILED	11/30/2025		1,300.00
56156	197576	BLE ACCOUNTS_PAYA	11/25/2025	B & S COMPANY	810158	OUTSTANDING			639.01
56148	197577	BLE ACCOUNTS_PAYA	11/25/2025	TRIMARK USA	810252	OUTSTANDING			57,940.45
56144	197578	BLE ACCOUNTS_PAYA	11/25/2025	OFFICE 360	810289	OUTSTANDING			51.98
56099	197579	BLE ACCOUNTS_PAYA	11/25/2025	SCOTT BARNHIZER	810398	OUTSTANDING			210.00
56124	197580	BLE ACCOUNTS_PAYA	11/25/2025	MEGAN GRIPPA	810425	OUTSTANDING			127.08
56122	197581	BLE ACCOUNTS_PAYA	11/25/2025	STEM SUPPLIES	810540	OUTSTANDING			1,196.55

LEBANON CITY SCHOOL DISTRICT

Disbursement Summary Report

Reference Number	Check Number	Type	Date	Name	Vendor #	Status	Reconcile Date	Void Date	Amount
56110	197582	ACCOUNTS_PAYA BLE	11/25/2025	SHARED RESOURCE CENTER	810563	OUTSTANDING			\$ 1,745.00
56107	197583	ACCOUNTS_PAYA BLE	11/25/2025	VALLEY JANITOR SUPPLY	810633	OUTSTANDING			1,403.49
56123	197584	ACCOUNTS_PAYA BLE	11/25/2025	ELIZABETH DEUER	810638	OUTSTANDING			196.00
56166	197585	ACCOUNTS_PAYA BLE	11/25/2025	TREVOR BOTTLES	810668	OUTSTANDING			60.00
56151	197586	ACCOUNTS_PAYA BLE	11/25/2025	STEVE WEISS MUSIC INC	810722	OUTSTANDING			476.00
56167	197587	ACCOUNTS_PAYA BLE	11/25/2025	AREA WIDE INC	810723	OUTSTANDING			125.00
56129	197588	ACCOUNTS_PAYA BLE	11/25/2025	JAYNE CHOATE	810741	OUTSTANDING			192.05
56158	197589	ACCOUNTS_PAYA BLE	11/25/2025	DENISE REIER	810787	OUTSTANDING			635.00
56139	197590	ACCOUNTS_PAYA BLE	11/25/2025	STANDARDIZED FOOD SERVICE SYSTEMS, INC	810931	OUTSTANDING			225.62
56152	197591	ACCOUNTS_PAYA BLE	11/25/2025	THE EQUIPMENT GUYS	810950	OUTSTANDING			6,537.50
56114	197592	ACCOUNTS_PAYA BLE	11/25/2025	BOB CROCKETT	810986	OUTSTANDING			148.21
56150	197593	ACCOUNTS_PAYA BLE	11/25/2025	GLEN HELEN ASSOCIATION	810994	OUTSTANDING			125.00
56145	197594	ACCOUNTS_PAYA BLE	11/25/2025	MARK DUFF	811008	OUTSTANDING			48.00
56181	197606	ACCOUNTS_PAYA BLE	11/30/2025	U.S. BANK	50555	OUTSTANDING			149.21
55920	197709	ACCOUNTS_PAYA BLE	11/7/2025	TWINKL LTD (Note: NO CHECKS)	809689	RECONCILED	11/30/2025		1,116.02
Grand Total									\$ 1,168,831.05

**Lebanon City School District**  
**Bank Reconciliation**  
**November 30, 2025**

**BANK & INVESTMENT ACCOUNTS**

LCNB Operating Account - Current Balance	\$	6,084,538.91
Change Funds		60.00
Dragonfly - Ending Balance		42,455.60
STAR Ohio - General (33648)		10,287,484.63
STAR Ohio - Expendable Scholarships (68988)		215,685.59
STAR Ohio - Nonexpendable Scholarships (68979)		133,728.70
STAR Ohio - Construction Retainage (76921)		2,720.87
Red Tree/US Bank Investment Fund		2,502,815.62
Huntington - HCS Investment Fund 020103 (NetXInvestor)		18,045,333.77
Huntington ICS Demand Deposit Investment Fund - 0242		4,977,156.07
Huntington Economy Checking - 0242		1,525,877.52
TOTAL	\$	43,817,857.28

**OUTSTANDING CHECKS**

O/S Checks - LCNB Operating	(584,427.60)
O/S ACH Checks - LCNB Operating	(1,253.14)

**BANK ADJUSTMENTS**

Pay K-12 Fraudulent Deposits & Subsequent Chargebacks w/ fees	1,489.87
Interest to be Transferred to Operating Acct from LCNB Payroll Acct - <i>Transferred 12/2/25</i>	3.66
CC by Batch Id: LEB-25332-89741 - Deposited December	2,658.90
CC by Batch Id: LEB-25332-89739 - Deposited December	5,902.50
ACH by Batch Id: LEB-25332-89740 - Deposited December	422.50

**ADJUSTED BANK BALANCE** \$ 43,242,653.97

**BOOK BALANCE**

Cash Summary Report - Fund Balance	\$	43,241,514.03
------------------------------------	----	---------------

**ADJUSTMENTS TO BOOK**

Refunds created in November but posted in December - In 12/5 Check Run	850.00
Payroll Correction created in December with January Date - Funds transferred 12/1	289.94

**ADJUSTED BOOK BALANCE** \$ 43,242,653.97



**ADJUSTED BALANCE** -

Reviewed By: Karen Ervin

Date: 12/9/25



Lebanon City School District  
Payroll Reconciliation  
November 30, 2025

LCNB Payroll Account - Current Balance	39,618.58
<b>Outstanding Checks</b>	
O/S Checks - LCNB Payroll	(37,625.51)
<b>Deposits in Transit</b>	
Adjusted Bank Balance	1,993.07
<b>Adjustments</b>	
Interest for Current Month - To be transferred to Operating Account	(3.66)
Jun 25 - Overpaid FICA to IRS - Check being sent from IRS	67.09
9/5 Pay Net amount C. Sisson. Voided on 9/16, not returned to District.	204.46
November HSA Board Share - Transferred 12/3	275.00
November Dental Adjustment - Transferred in from Operating 12/8	27.78
November Sunlife Adjustment - Transferred to Operating 12/8	(30.88)
November Voided Pay - Reversed Gross instead of Net. Net transferred back to 12/8	(2,827.00)
November Voided Pay - Difference of net and gross that needs paid to employees - ACH done 12/2	(671.08)
November Voided Pay - 001 Fed Tax overpaid. Credit on next payment.	300.03
November Voided Pay - 002 State Tax overpaid. Credit on next payment.	53.02
November Voided Pay - 003 Lebanon Tax overpaid. Credit on next payment.	42.40
November Voided Pay - Medicare overpaid. Transferred to Operating 12/8	(40.99)
November Voided Pay - 590 SERS overpaid. Need credit on next payment.	197.89
November Voided Pay - 591 STRS overpaid. Need credit on next payment.	118.73
November Corrected Pay - Gross Transferred 12/1	289.94
November Corrected Pay - Medicare Transferred 12/1	4.20
Adjusted Balance	-

Reconciliation Reviewed By: Karen Erwin

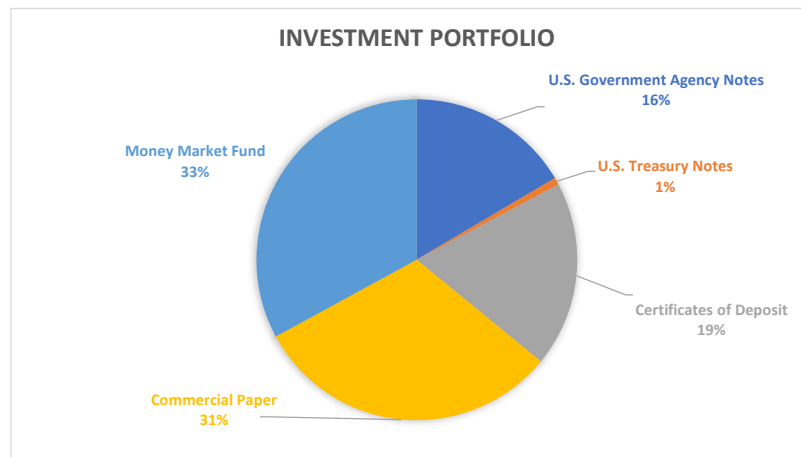
**Lebanon City School District**  
**Investment Report**  
**11/30/2025**

Type	Issuer	Cost	Coupon Rate	Maturity Date	Purchase Date	Yield to Maturity	Days to Maturity	Market Value
<b>U.S. GOVERNMENT AGENCY NOTES</b>								
FFCB Note (3133EPBJ3)	Red Tree Investments	99,568.00	4.38%	2/23/2026	2/23/2023	4.53%	85	100,087.09
FFCB Note (3133ERZ46)	Red Tree Investments	109,961.06	4.25%	1/28/2028	1/31/2025	4.26%	789	111,660.33
FHLB Note (3133ETYU5)	Red Tree Investments	100,000.00	3.50%	9/23/2030	9/23/2025	3.65%	1,758	99,487.68
FHLB Note (3130B32S1)	Red Tree Investments	99,500.00	4.00%	10/2/2029	10/9/2024	4.11%	1,402	99,831.18
FHLB Note (3130B5TW8)	Red Tree Investments	110,000.00	4.54%	4/17/2030	4/17/2025	4.54%	1,599	110,170.30
FHLB Note (3130ALKB9)	Red Tree Investments	90,000.00	1.50%	3/17/2026	3/17/2021	0.95%	107	89,711.60
FHLB Note (3134HBSX0)	Red Tree Investments	99,930.00	4.50%	5/30/2030	7/30/2025	4.51%	1,642	100,623.08
FHLB Note (3130B7P57)	Red Tree Investments	120,000.00	4.13%	9/5/2028	9/10/2025	4.13%	1,010	119,914.68
FHLB Bond (3130ALRR7)	Huntington National Bank	1,000,000.00	1.00%	1/15/2026	10/28/2021	1.01%	46	996,330.00
FHLB Consolidated Bond (3130APJZ9)	Huntington National Bank	1,000,000.00	1.20%	10/28/2026	10/25/2021	1.23%	332	977,590.00
FHLM Bond (3134HANE9)	Huntington National Bank	1,000,000.00	3.50%	9/26/2028	9/24/2024	3.54%	1,031	990,490.00
FHLM Bond (3134HAT37)	Huntington National Bank	600,000.00	4.50%	12/19/2029	1/9/2025	4.50%	1,480	599,850.00
<b>U.S. TREASURY NOTES</b>								
US Treasury Note (91282CHQ7)	Red Tree Investments	79,540.62	4.13%	7/31/2028	3/28/2024	4.27%	974	81,284.38
US Treasury Note (91282CJR3)	Red Tree Investments	98,753.91	3.75%	12/31/2028	1/19/2024	4.03%	1,127	100,718.75
US Treasury Note (91282CJR3)	Red Tree Investments	99,531.25	3.75%	12/31/2028	1/19/2024	3.87%	1,127	100,718.75
US Treasury Note (91282CKD2)	Red Tree Investments	109,772.27	4.25%	2/28/2029	11/19/2024	4.30%	1,186	112,444.92
US Treasury Note (91282CKT7)	Red Tree Investments	114,676.79	4.50%	5/31/2029	5/31/2024	4.56%	1,278	118,643.16
US Treasury Note (91282CEV9)	Red Tree Investments	112,641.60	3.25%	6/30/2029	8/30/2024	3.72%	1,308	113,881.45
US Treasury Note (91282CLC3)	Red Tree Investments	99,366.83	4.00%	7/31/2029	7/31/2024	4.14%	1,339	101,554.69
US Treasury Note (91282CLK5)	Red Tree Investments	109,604.69	3.63%	8/31/2029	9/5/2024	3.70%	1,370	110,283.59
US Treasurer Note (91282CLR0)	Red Tree Investments	99,835.94	4.13%	10/31/2029	11/4/2024	4.16%	1,431	102,058.59
US Treasurer Note (912797SK4)	Huntington National Bank	1,400,000.00	0.00%	10/29/2026	10/29/2025	3.42%	333	1,355,130.00
<b>CERTIFICATES OF DEPOSIT</b>								
Certificate of Deposit (02589AF31)	Huntington National Bank	250,000.00	5.00%	9/21/2026	9/15/2023	4.99%	295	252,497.50
Certificate of Deposit (254676AN9)	Huntington National Bank	250,000.00	5.00%	9/21/2026	9/15/2023	4.99%	295	252,497.50
Certificate of Deposit (38150V6Z7)	Huntington National Bank	250,000.00	3.55%	9/30/2027	9/24/2025	3.55%	669	249,197.50
Certificate of Deposit (61776NYV9)	Huntington National Bank	250,000.00	3.60%	10/1/2027	9/24/2025	3.60%	670	249,390.00
Certificate of Deposit (61778EFY2)	Huntington National Bank	250,000.00	3.60%	10/1/2027	9/24/2025	3.60%	670	249,390.00
<b>COMMERICAL PAPER</b>								
Commerical Paper (89233HCD4)	Red Tree Investments	116,686.50	0.00%	3/13/2026	7/21/2025	4.35%	103	118,647.24
Commerical Paper (06054PDT0)	Red Tree Investments	96,782.50	0.00%	4/27/2026	7/31/2025	4.43%	148	98,370.80
Commerical Paper (60689GDT0)	Red Tree Investments	96,827.50	0.00%	4/27/2026	7/31/2025	4.37%	148	98,348.40
Commerical Paper (62479MBL6)	Red Tree Investments	96,769.11	0.00%	2/20/2026	5/28/2025	4.48%	82	99,085.00
Commerical Paper (63873KEN3)	Red Tree Investments	116,328.00	0.00%	5/22/2026	8/25/2025	4.21%	173	117,739.92
Commercial Paper (45685RGU5)	Red Tree Investments	97,112.50	0.00%	7/28/2026	10/31/2025	3.96%	240	97,460.30
Commercial Paper (78009BFS6)	Red Tree Investments	100,000.00	0.00%	6/26/2026	11/26/2025	3.89%	208	97,783.30
Commercial Paper (8923AOZN6)	Huntington National Bank	2,100,000.00	0.00%	12/22/2025	4/2/2025	N/A	22	2,094,597.44
Commercial Paper (23636RAF1)	Huntington National Bank	1,000,000.00	0.00%	1/15/2026	6/30/2025	N/A	46	994,810.67
Commercial Paper (89232MBK9)	Huntington National Bank	1,365,000.00	0.00%	2/19/2026	6/24/2025	N/A	81	1,352,742.14
Commercial Paper (2546R3EC4)	Huntington National Bank	1,430,000.00	0.00%	5/12/2026	10/2/2025	N/A	163	1,404,976.20

Commercial Paper (45685RGU5)	Huntington National Bank	2,000,000.00	0.00%	7/28/2026	10/28/2025	N/A	240	1,949,462.34
Commercial Paper (53943SG19)	Huntington National Bank	1,250,000.00	0.00%	7/1/2026	9/30/2025	N/A	213	1,221,938.03
Commercial Paper (12509TGT8)	Huntington National Bank	1,150,000.00	0.00%	7/27/2026	11/12/2025	N/A	239	1,121,060.94
Commercial Paper (9612C1H34)	Huntington National Bank	1,500,000.00	0.00%	8/3/2026	11/5/2025	N/A	246	1,498,231.32
<b>MONEY MARKET FUND</b>								
Money Market (USBMMF)	Red Tree Investments	2,502,815.62	3.94%	11/30/2025	11/30/2025	3.94%	-	2,502,815.62
Money Market	Star Ohio General Fund	10,287,484.63	4.40%	11/30/2025	11/30/2025	4.40%	-	10,287,484.63
Money Market	Star Ohio Expendable Trust Scholarships	215,685.59	4.40%	11/30/2025	11/30/2025	4.40%	-	215,685.59
Money Market	Star Ohio Nonexpendable Trust Scholarships	133,728.70	4.40%	11/30/2025	11/30/2025	4.40%	-	133,728.70
Money Market	Star Ohio Construction Retainage	2,720.87	4.40%	11/30/2025	11/30/2025	4.40%	-	2,720.87
Money Market (ICS Acct)	Huntington National Bank	4,977,156.07	3.50%	11/30/2025	11/30/2025	3.50%	-	4,977,156.07
Money Market (0242)	Huntington National Bank	1,525,877.52	0.00%	11/30/2025	11/30/2025	0.00%	-	1,525,877.52
Money Market (HCS-020103)	Huntington National Bank	18,045,333.77	3.64%	11/30/2025	11/30/2025	3.64%	-	18,045,333.77
Total Portfolio		<u>\$58,208,992</u>						<u>\$58,001,494</u>
Weighted Average Yield and Days to Maturity								

11/30/2025

<b>TOTALS</b>	
U.S. Government Agency Notes	\$ 4,395,745.94
U.S. Treasury Notes	\$ 941,588.28
Certificates of Deposit	\$ 754,192.50
Commercial Paper	\$ 2,822,032.40
Money Market Fund	<u>\$ 37,690,802.77</u>
	<u>\$ 46,604,361.89</u>



**Lebanon City School District**  
**Interest Income for Month Ending November 30, 2025**

Fund Name	Fund Number	Fund Balance	% of Total Fund Balance	Interest to be Allocated	Interest to Post
General Fund	001	\$ 26,643,617.48	66.48%	\$ 137,826.13	\$ 91,620.41
Bond Retirement Fund	002	\$ 8,776,487.71	21.90%	\$ 137,826.13	\$ 30,180.04
Lebanon Athletics Facilities PI	003-9008	\$ 175,571.75	0.44%	\$ 137,826.13	\$ 603.75
Capital Projects Fund	003-9099	\$ 2,191,968.20	5.47%	\$ 137,826.13	\$ 7,537.60
Construction Fund	004-9000	\$ 48,364.84	0.12%	\$ 137,826.13	\$ 166.31
Food Service Fund	006	\$ 504,121.71	1.26%	\$ 137,826.13	\$ 1,733.54
Classroom Facilities Maint. Fund	034-0000	\$ 966,216.16	2.41%	\$ 137,826.13	\$ 3,322.56
St. Francis Fund	401-90xx	\$ 56,574.37	0.14%	\$ 137,826.13	\$ 194.54
LUMK Fund	401-91xx	\$ 5,665.32	0.01%	\$ 137,826.13	\$ 19.48
Lebanon Christian Fund	401-92xx	\$ 107,928.54	0.27%	\$ 137,826.13	\$ 371.14
Classroom Facilities LFI Share	004-9003	\$ 324,393.01	0.81%	\$ 137,826.13	\$ 1,115.50
Classroom Facilities Fund State Share	010-9900	\$ -	0.00%	\$ 137,826.13	\$ -
Classroom Facilities Fund Local Share	010-9901	\$ 279,538.40	0.70%	\$ 137,826.13	\$ 961.26
		<u>\$ 40,080,447.49</u>	<u>100.00%</u>		<u>\$ 137,826.13</u>

0.00

Expendable Trust Accounts

Administration Scholarship	007-9003	\$ 1,903.02	1.09%	\$ 729.65	\$ 7.97
Dennis Jeffery Scholarship	007-9006	\$ 336.78	0.19%	\$ 729.65	\$ 1.41
Audrey Aileen Kite Scholarship	007-9007	\$ 142,742.07	81.96%	\$ 729.65	\$ 598.01
Jarod Bennett Scholarship	007-9009	\$ 648.93	0.37%	\$ 729.65	\$ 2.72
Donald L. Palmer Scholarship	007-9013	\$ 8,466.78	4.86%	\$ 729.65	\$ 35.47
Diversity/Achievement Scholarship	007-9017	\$ 585.97	0.34%	\$ 729.65	\$ 2.45
Gloria Taylor Memorial Scholarship	007-9019	\$ 11,808.62	6.78%	\$ 729.65	\$ 49.47
LCS Board Scholarship Fund	007-9021	\$ 8.82	0.01%	\$ 729.65	\$ 0.04
Molly McCool Scholarship	007-9100	\$ 258.70	0.15%	\$ 729.65	\$ 1.08
Rosalee Satchell/Domino's Pizza Scholar	007-9101	\$ 7,407.57	4.25%	\$ 729.65	\$ 31.03
		<u>\$ 174,167.26</u>	<u>100.00%</u>		<u>\$ 729.65</u>

0.00

Non-Expendable Trust Accounts

Louisa Wright Scholarship	008-0000	\$ 16,397.25	12.30%	\$ 452.40	\$ 55.66
Michael Rourke Scholarship	008-9001	\$ 3,876.50	2.91%	\$ 452.40	\$ 13.16
Friends of Academics Scholarship	008-9002	\$ 106,938.12	80.24%	\$ 452.40	\$ 362.99
Ron Lefebber Scholarship	008-9004	\$ 6,064.43	4.55%	\$ 452.40	\$ 20.59
		<u>\$ 133,276.30</u>	<u>100.00%</u>		<u>\$ 452.40</u>

0.00

Grand Total Interest \$ 139,008.18